

# GUILD NEWS



The Fredericksburg Spinners and Weavers Guild Newsletter

January 2017

## Winter Wonderland

You made it through the hustle and bustle of the holidays, now it's your turn to take some time for yourself. On January 14, at 10:00 AM, we will have our monthly guild meeting and the annual Yarn Exchange at Florence's house. Bring any yarn or fiber from your stash that you would like to rehome and Mary will weigh and price those items for donations to the guild. If you need directions to Florence's, please email the guild at [fswguild@gmail.com](mailto:fswguild@gmail.com).



### In This Issue

- Winter Wonderland
- From the President's Desk
- Reminders and Announcements
- Project Spotlight
- Artful Dimensions Gallery
- For Sale
- Guild Calendar

## FSWG Officers and Chairpersons 2017

### President

Judy Klehm

### Vice-President

Linda George

### Secretary

Aileen Campbell

### Treasurer

Mary Hardy

### Newsletter & Publicity

Lesley Reynolds

### Education & Outreach

Keren Pritchett

### Librarian

Denise Kash

### Membership Coordinator

Fran Slaterbeck

### Hospitality Chair

Mary Snellings

### Guild Sales Chair

Anne Nourse



## From the President's Desk

### *Happy New Year to all!*

I hope to see everyone at Florence's house for the first meeting of the new year! Hope you have a chance to take a break from your holiday activities and take a look at your yarn stash. Have those skeins that seemed wonderful when you bought them and now, not so much? Or maybe you need to make room for the yarn you want to buy with those gift cards you got for Christmas? Remember, your yarn might be just what someone else is looking for. This is a great opportunity to clear your shelves and help the Guild raise a little much needed cash. So get organized and then let's go shopping!

### *Don't Forget to Bring Some Extra Cash to the January Meeting*

We will have our donated yarn sale which always means excellent treasures at reasonable prices. In addition, we will be auctioning off the loom which was donated to the Guild. This loom isn't in great shape, but it has a lot of potential and there are certainly members who can help with its repair. We will also be auctioning off a small children's loom, condition unknown, which was donated, as well.

## Reminders and Announcements

### *Get to Know the Guild*

- You can share your interesting fiber facts with the rest of the guild here: <https://goo.gl/forms/4Pc56CmbgSGTfSUA2>

### *Snack Sign-ups*

- See Mary Snellings for snack sign-ups

### *Education and Outreach*

- England Run Library program on Sat., Jan. 7 2017 at 2 pm.

# Project Spotlight

**Project Name:** Kitchen Towels

**Project Owner:** Linda George

**Craft:** Weaving

**Started:** January 16 2015

**Yarn:** Unmercerized cotton white is 10/2 blue is 8/2

**Sett:** 20 epi (ends per inch)

**Pattern:** # 321 from Carol Strickler book. 8 shaft patterns

**Finished size:** approximately 20" x 28"

**Project Summary:** These are my usual kitchen towels. I put 6 yards on the loom at 22" wide. Weave 30" including an inch each end for the hem and put in one heavy thread as a spacer and start the next towel. I change my weft color or the treadling for each towel to keep things interesting or to experiment with other patterns.

## **Finishing:**

1. Cut the warp off the loom
2. Zigzag each end of the towel on the sewing machine
3. Machine wash and dry - towels will shrink during first washing
4. Hem by hand
5. Iron if you would like





# Artful Dimensions Gallery

## Upcoming Workshops and Shows

For workshop information and to register go to: [http://artfuldimensionsgallery.com/?page\\_id=580](http://artfuldimensionsgallery.com/?page_id=580)

### *Upcoming Workshops*

Santos Art Doll Workshop with Leslie Brier

The word “santos” means saint. These figures were originally religious articles, They were made with cages for skirts to make them lightweight enough to carry from village to village. Santos also became very popular in Europe for home use. They are widely collected today, and reproductions are also available. This art doll puts a neo-Victorian twist on the traditional Santos. We will construct a skirt cage which will enclose objects of your choosing. I used a series of gears, springs and other mechanical things on mine. You will put your own ideas to work !! Then we'll create an upper body and put on the finishing touches by embellishing her with everything that a proper Victorian lady needs! Finished size: Base is approx 8 to 10 inches in diameter. Height is approx 12-18"



Spring 2017  
10 AM – 4 PM  
\$110 Class Fee.  
12 Spaces Available

# Sale!

### *Antique Spinning Wheel*

Oak and ash, marked 1829. Some parts have been replaced with replicated age to keep the look of the wheel including the flax distaff. \$300. Contact Lynette - [yarnlyn@aol.com](mailto:yarnlyn@aol.com)

### *Bags of Wool*

I have several large bags of raw wool that I would like to give away. Is there anyone in the Guild who would like to have it? Contact Peggy Pence at the following for more information:

**Phone:** (540) 286-0981

**Email:** [peggypence@gmail.com](mailto:peggypence@gmail.com)

**Ravelry ID:** sixpencefarm





# January 2017

Sun

Mon

Tue

Wed

Thu

Fri


Sat

1	2	3	4	5	6	7 England Run Demo 2 PM
8	9	10	11	12	13	14 Guild Meeting 10 AM
15	16	17	18	19	20	21
22	23	24	25	26	27	28
29	30	31				

## Upcoming Events

7 January      England Run Library Demo

14 January      New Year's Party @ Florance's



**Fredericksburg Spinners and Weavers Guild**  
916 Liberty Street  
Fredericksburg, VA 22401

## Contact Us

Please contact us or visit our web site for more information about the guild and our activities.

### **Fredericksburg Spinners and Weavers Guild**

916 Liberty Street  
Fredericksburg, VA 22401

[fswguild@gmail.com](mailto:fswguild@gmail.com)

PLACE  
STAMP  
HERE

# GUILD NEWS



The Fredericksburg Spinners and Weavers Guild Newsletter

February 2017

## History Comes Alive...

Chatham Manor, the Georgian-style home, completed in 1771 after about 3 years of construction by farmer and statesman William Fitzhugh, is located on the Rappahannock River in Stafford County, Virginia, opposite Fredericksburg. For more than a century it was the center of a large, thriving plantation, and one of the few locations visited both by President George Washington and later President Abraham Lincoln.

In February, we welcome a speaker from the Friends of Chatham to explain their event in April and what they need from us.



### In This Issue

- History Comes Alive...
- From the President's Desk
- Reminders and Announcements
- LibertyTown Arts Workshop
- Artful Dimensions Gallery
- For Sale
- Guild Calendar



## FSWG Officers and Chairpersons 2017

### President

Judy Klehm

### Vice-President

Linda George

### Secretary

Aileen Campbell

### Treasurer

Mary Hardy

### Newsletter & Publicity

Lesley Reynolds

### Education & Outreach

Keren Pritchett

### Librarian

Denise Kash

### Membership Coordinator

Fran Slaterbeck

### Hospitality Chair

Mary Snellings

### Guild Sales Chair

Anne Nourse



## From the President's Desk

I've been thinking about my first year as President and I must say you all have made my job quite easy. I think it has been an excellent year. We have not taken on any new projects, but have done a super job with the projects we have. We have participated in many demonstrations with excellent participation at all of them. I thank each and every one of you for not only your time, but your enthusiasm for our education and outreach events. These activities do so much to inform the community about our Guild and the fiber arts. Our participation at First Fridays has increased and having spinners, knitters, and weavers at work during

this monthly event is greatly appreciated by DD and Kenneth, the owners of Liberty Town. We have also had excellent attendance at our meetings and many interesting programs. I know Linda will continue to present interesting options each month. Our group staying after the meetings to spin and knit has been steadily growing. And finally, we have many new members! This is probably best of all because each new person brings new ideas and new perspectives to our Guild. It's been so gratifying to me to see how everyone has made our new people feel welcome. I am

## Reminders and Announcements

### *Get to Know the Guild*

- You can share your interesting fiber facts with the rest of the guild here: <https://goo.gl/forms/4Pc56CmbgSGTfSUA2>

### *Snack Sign-ups*

- See Mary Snellings for snack sign-ups

### *Education and Outreach*

- England Run Library program on Sat., Jan. 7 2017 at 2 pm.

## From the President's Desk (Cont.)

looking forward to getting to know all our new folks and learning more about your interests and talents. Welcome!

I feel very positive going into my second year as your President, and not because of anything I have done, but because of all of you! I'm not aware of any big projects on the horizon, and that's okay. Any new ideas are certainly welcome. I'm sure this group is up for a challenge. For now, we have the opportunity to continue to support "From the Heart" with our handmade items for those in need. We will also continue to share our knowledge with the community through our outreach programs. And most importantly of all, our fellowship flourishes! I am looking forward to the future and continuing to share our interests in fiber arts! Thank you all for a great first year!

If you are bringing refreshments for a meeting, you don't need to bring cups or plates. Mary Snellings has graciously donated plenty of these items for us to use. They are located in the white cabinet next to the refrigerator. The cups are in one of the boxes on the shelves and the plates and bowls are down below in the cabinet.

## LibertyTown Arts Workshop



**A National Juried Show at LibertyTown Arts Workshop**

Opens First Friday February 3<sup>rd</sup>, 5-9PM

916 Liberty Street. FXBG | [LibertyTownArts.com](http://LibertyTownArts.com)

# Artful Dimensions Gallery

## Upcoming Workshops and Shows

For workshop information and to register go to: [http://artfuldimensionsgallery.com/?page\\_id=580](http://artfuldimensionsgallery.com/?page_id=580)

### *Upcoming Workshops*

#### ***Eco Printing Workshop***

Artful Dimensions Gallery

Saturday February 18, 2017 10am-3pm

Instructor: Mary Lazar

Cost: 80.00 per student- five students per workshop

Each student will create an Eco-Printed silk scarf.

Eco printing is a printing technique that relies on the chemical properties of organic materials to leave marks and color on paper and fabrics. In this workshop you will learn the techniques that allow us to capture nature's natural colors and imprints on silk and create a lustrous Eco Printed silk scarf. Ms. Mary Lazar is a certified Art Therapist and accomplished textile artist. She has spent many years working in the ancient processes of Batik and now Eco Printing. She is a member of our community of artists at Artful Dimensions Gallery.



#### ***Encaustic Explorations with Stephanie Woolsey***

March 25, 2017 10am-3pm

\$75.00 Class Fee

\$20.00 Materials Fee paid at class

Learn the basics of working with Encaustic medium to create a unique collage using embedded objects, mark making, addition of color, and unique images.





# February 2017

Sun

Mon

Tue

Wed

Thu


Fri

Sat

			1	2	3	4
5	6	7	8	9	10	11 Guild Meeting 10 AM
12	13	14	15	16	17	18
19	20	21	22	23	24	25
26	27	28				

## Upcoming Events

11 February    Guild Meeting



**Fredericksburg Spinners and Weavers Guild**  
916 Liberty Street  
Fredericksburg, VA 22401

## Contact Us

Please contact us or visit our web site for more information about the guild and our activities.

### **Fredericksburg Spinners and Weavers Guild**

916 Liberty Street  
Fredericksburg, VA 22401

[fswguild@gmail.com](mailto:fswguild@gmail.com)

PLACE  
STAMP  
HERE

# GUILD NEWS

## Guatemalan Textiles

Guatemala is located in Central America with both Pacific and Atlantic coasts. The central highlands were formed by volcanos that are now mountains and lakes. In addition to it's natural beauty, Guatemala is also known for the textiles produced by the descendants of the Mayan civilization. Florence Ridderhof has been to Guatemala on many mission trips. She will bring her collection of textiles share her experiences.



### In This Issue

- Guatemalan Textiles
- From the President's Desk
- Reminders and Announcements
- LibertyTown Arts Workshop
- Artful Dimensions Gallery
- Book Review
- Guild Calendar



## FSWG Officers and Chairpersons 2017

### President

Judy Klehm

### Vice-President

Linda George

### Secretary

Aileen Campbell

### Treasurer

Mary Hardy

### Newsletter & Publicity

Lesley Reynolds

### Education & Outreach

Keren Pritchett

### Librarian

Denise Kash

### Membership Coordinator

Fran Slaterbeck

### Hospitality Chair

Mary Snellings

### Guild Sales Chair

Anne Nourse



## From the President's Desk

This has been a quiet month for me and I've had time to do some reading about my favorite subject, fiber arts. I thought I'd share a few knitting tidbits with you. Most of you probably know that the first genuine knitted pieces are from Egypt, circa 1000-1400 AD. I didn't realize that what was believed to be the earliest knitted items found, a pair of socks, weren't really knitting, but actually, nalbinding. It was years before anyone realized that what had been celebrated as the first

piece of knitting – a fragment from Dura-Europos, Syria – was not knitting at all but nalbinding! I also found it interesting that there isn't an Ancient Greek or Latin word for knitting. And the word "knit" didn't make an appearance in the Oxford Unabridged English Dictionary until the fifteenth century and wasn't part of any European language until the Renaissance. Just a few bits I hope you find interesting. Hope to see you at the March meeting!

## Reminders and Announcements

### *Get to Know the Guild*

- You can share your interesting fiber facts with the rest of the guild here: <https://goo.gl/forms/4Pc56CmbgSGTfSUA2>

### *Snack Sign-ups*

- See Mary Snellings for snack sign-ups

### *Education and Outreach*

- Mark your calendar and plan to come to Liberty Town and help put bookmark kits together for our day at Chatham. March 18th at 10:00.

### *Going once, going twice...*

- We will have a silent auction at the March meeting, which will include some very nice yarns which were donated.

## LibertyTown Arts Workshop

# University of Mary Washington Invitational Student Exhibition

**March 3<sup>rd</sup> - 26<sup>th</sup>**

**in the Gallery at**

**LibertyTown Arts Workshop**

**First Friday Reception 3/3, 5-9PM**

**916 Liberty Street. Fredericksburg, VA  
540-371-7255 | [info@LibertyTownArts.com](mailto:info@LibertyTownArts.com)**

# Artful Dimensions Gallery



For workshop information and to register go to: [http://artfuldimensionsgallery.com/?page\\_id=580](http://artfuldimensionsgallery.com/?page_id=580)

## *Upcoming Workshops*

### ***Eco Printing Workshop***

Artful Dimensions Gallery

Saturday February 18, 2017 10am-3pm

Instructor: Mary Lazar

Cost: 80.00 per student- five students per workshop

Each student will create an Eco-Printed silk scarf.

Eco printing is a printing technique that relies on the chemical properties of organic materials to leave marks and color on paper and fabrics. In this workshop you will learn the techniques that allow us to capture nature's natural colors and imprints on silk and create a lustrous Eco Printed silk scarf. Ms. Mary Lazar is a certified Art Therapist and accomplished textile artist. She has spent many years working in the ancient processes of Batik and now Eco Printing. She is a member of our community of artists at Artful Dimensions Gallery.



### ***Encaustic Explorations with Stephanie Woolsey***

March 25, 2017 10am-3pm

\$75.00 Class Fee

\$20.00 Materials Fee paid at class

Learn the basics of working with Encaustic medium to create a unique collage using embedded objects, mark making, addition of color, and unique images.






# BOOK REVIEW

For the person who likes fiber, workshops and travel this is a delightful book. Clara Parkes recounts her travels to yarn mills, fiber retreats and festivals (Maryland Sheep and Wool gets a chapter) and she has the in depth background info on many of these events since she is often a teacher or presenter at them. Clara takes you on national trips as well as international journeys. You will learn about Ice-

landic wool from her visit to a workshop in Iceland. She also has great chapters on Paris and Scotland. She

is a wonderful writer and I would read the chapters slowly to savor them.

For any fiber enthusiast this is a fun read. Knitters may enjoy it even more for the Ravelry and knitting references. I highly recommend it----and the Central Rappahannock library has several copies.



# March 2017

Sun

Mon

Tue

Wed

Thu

Fri

Sat

			1	2	3	4
5	6	7	8	9	10	11 Guild Meeting 10 AM
12	13	14	15	16	17	18 Bookmark Kit Assembly 10 AM
19	20	21	22	23	24	25
26	27	28	29	30	31	

## Upcoming Events

11 March	Guild Meeting
18 March	Bookmark Kits
8 April	Artisans, Art, and History at Chatham Manor from 10 - 4 pm
22 April	Earth Day Festival at Old Mill Park from 11 - 4 pm

## 2017 Fredericksburg Spinners and Weavers Guild Hospitality Schedule

March – Karen Pritchett and the Campbells

April – No snacks, at Chatham

May – Susann Swan and Judy Klehm

June – Lori Green and Debra Joseph


July – Mary Ann Buckley

Aug – Peg Waters, Beverly Zepp

Sept – Lesley Reynolds

Oct – Annual Picnic (Everyone - Potluck)

Nov – Sally Anderson



**Fredericksburg Spinners and Weavers Guild**  
916 Liberty Street  
Fredericksburg, VA 22401

## Contact Us

Please contact us or visit our web site for more information about the guild and our activities.

### **Fredericksburg Spinners and Weavers Guild**

916 Liberty Street  
Fredericksburg, VA 22401

[fswguild@gmail.com](mailto:fswguild@gmail.com)

PLACE  
STAMP  
HERE

# GUILD NEWS



The Fredericksburg Spinners and Weavers Guild Newsletter

April 2017

A background image of Chatham Manor, a large brick building with many windows, surrounded by trees.

*April 8 ~ 10 am to 4 pm*  
**Friends of Chatham**  
and the  
**Fredericksburg and Spotsylvania**  
**National Military Park**  
presents  
*Artisans, Art and History*  
*on the grounds of Chatham Manor*  
**Hands on and take away opportunities for local students.**  
Parents and General Public are welcome to attend and watch the fun!



This month's meeting has a twist—we are taking the fun on the road. Remember those days in elementary school, when the weather was just right, and the teacher would take the lesson outside? Yep, this is just like that. Our meeting will take place at Chatham Manor. The meeting will be combined with an opportunity to show off our fiber art skills to a wide, family focused, audience. There will be all sorts of arts including knitting, crochet, tatting, and of course, spinning and weaving. Set up begins as soon as 8 AM on Saturday, April 8th. See you there.

## In This Issue

- Artisans, Art and History
- From the President's Desk
- Reminders and Announcements
- Artful Dimensions Gallery
- Book Review
- Guild Calendar



## FSWG Officers and Chairpersons 2017

### President

Judy Klehm

### Vice-President

Linda George

### Secretary

Aileen Campbell

### Treasurer

Mary Hardy

### Newsletter & Publicity

Lesley Reynolds

### Education & Outreach

Keren Pritchett

### Librarian

Denise Kash

### Membership Coordinator

Fran Slaterbeck

### Hospitality Chair

Mary Snellings

### Guild Sales Chair

Anne Nourse



## From the President's Desk

We had a good turnout on the 18th for the bookmark kit workshop and we put together almost 200 bookmarks for Chatham Art Day. I love it when a plan comes together! Thank you to all who came out to help. Having so many really made the whole project go quickly. And it was fun! Looking over the list of participants for Chatham, it certainly

looks like we will have a good group. I know Keren will be in touch to double check on times/ scheduling. Keep your fingers crossed for a sunny day! And remember there will not be a meeting at Liberty Town. Anything we need to discuss, we will talk about while we are at Chatham. Hope to see you there!

## Reminders and Announcements

### *Get to Know the Guild*

- You can share your interesting fiber facts with the rest of the guild here: <https://goo.gl/forms/4Pc56CmbgSGTfSUA2>

### *Snack Sign-ups*

- See Mary Snellings for snack sign-ups

# April 2017

Sun	Mon	Tue	Wed	Thu	Fri	Sat
						1
2	3	4	5	6	7	8 Guild Meeting & Chatham Art Day
9	10	11	12	13	14	15
16	17	18	19	20	21	22
23	24	25	26	27	28	29
30						

## Upcoming Events

8 April	Artisans, Art, and History at Chatham Manor from 10 - 4 pm
22 April	Earth Day Festival at Old Mill Park from 11 - 4 pm
29 April	Powhatan's Festival of Fiber
6 & 7 May	2017 Maryland Sheep & Wool Festival

## 2017 Fredericksburg Spinners and Weavers Guild Hospitality Schedule

April – No snacks, at Chatham

May – Susann Swan and Judy Klehm

June – Lori Green and Debra Joseph


July – Mary Ann Buckley

Aug – Peg Waters, Beverly Zepp

Sept – Lesley Reynolds

Oct – Annual Picnic (Everyone - Potluck)

Nov – Sally Anderson



**Fredericksburg Spinners and Weavers Guild**  
916 Liberty Street  
Fredericksburg, VA 22401

## Contact Us

Please contact us or visit our web site for more information about the guild and our activities.

### **Fredericksburg Spinners and Weavers Guild**

916 Liberty Street  
Fredericksburg, VA 22401

[fswguild@gmail.com](mailto:fswguild@gmail.com)

PLACE  
STAMP  
HERE

# GUILD NEWS



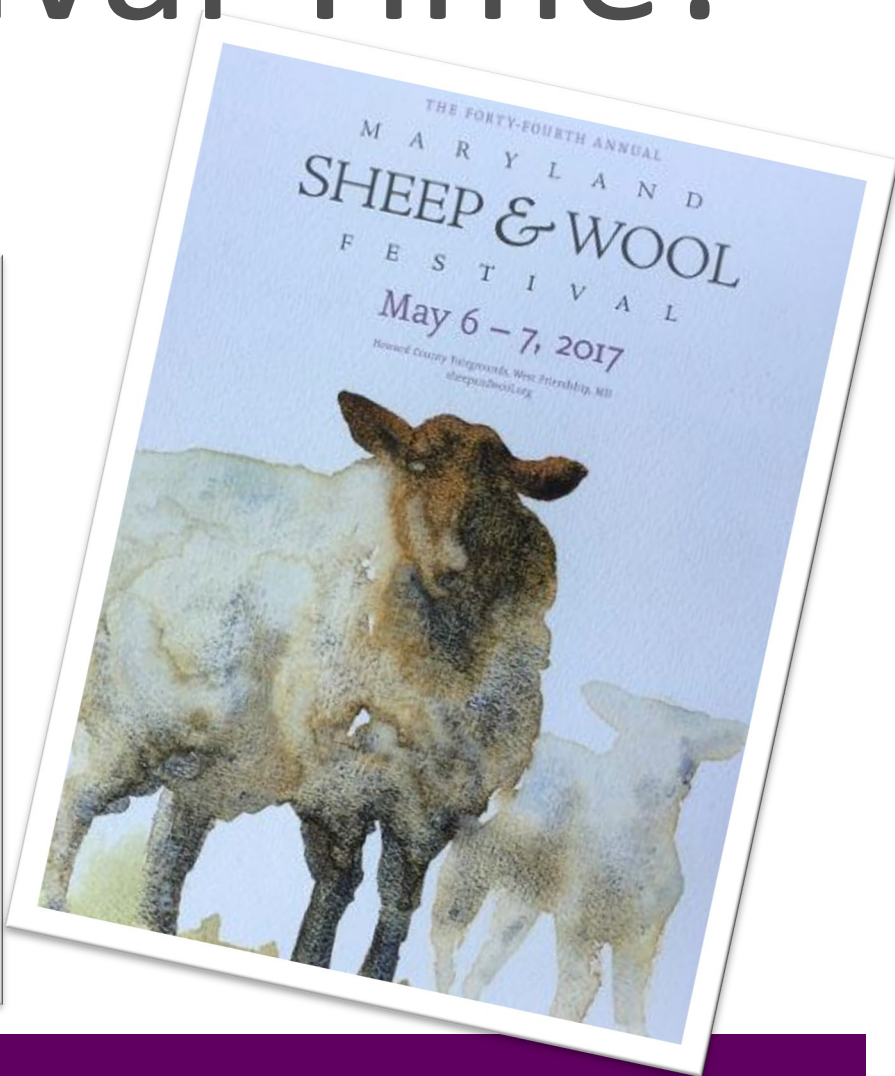
The Fredericksburg Spinners and Weavers Guild Newsletter

May 2017

## Festival Time!

### Flash Your Stash

Bring your purchases and stories from Sheep and Wool and Powhatan Fiber Festivals



### In This Issue

- Flash Your Stash
- From the President's Desk
- Reminders and Announcements
- Arts in the 'Berg
- For Sale
- Guild Calendar



## FSWG Officers and Chairpersons 2017

### President

Judy Klehm

### Vice-President

Linda George

### Secretary

Aileen Campbell

### Treasurer

Mary Hardy

### Newsletter & Publicity

Lesley Reynolds

### Education & Outreach

Keren Pritchett

### Librarian

Denise Kash

### Membership Coordinator

Fran Slaterbeck

### Hospitality Chair

Mary Snellings

### Guild Sales Chair

Anne Nourse



## From the President's Desk

What do you pack first? I'm getting ready to go away for a few days. I realized the first thing I think about is what projects I'll take with me. I know many others do the same. I find it interesting that our craft which is supposed to be "just a hobby", takes such priority in our lives. I think that's because it does so much to make our lives better. I know you're familiar with the research about how knitting calms us. I think the other fiber crafts have the same effect. At Chatham, I heard several of our spinners tell people spinning was like meditating. Very true! Fiber crafts are ancient. People have been working with fiber for thousands of years. Yes, originally, they were a necessity, but today these crafts are still around because they bring pleasure and social contact. I think we are all so fortunate to have these crafts in our lives. Packing projects first may be a bit over the top, but I think it illustrates what I'm trying to say. It's one of the reasons we encourage others to participate. Because we know they will enjoy it and feel better for doing it. So if you are freezing at Chatham or sitting in a drizzle at Earth Day, remember that you are doing a good thing. Sharing our craft with others is a good thing!

## Reminders and Announcements

### Get to Know the Guild

- You can share your interesting fiber facts with the rest of the guild here: <https://goo.gl/forms/4Pc56CmbgSGTfSUA2>

### Snack Sign-ups

- See Mary Snellings for snack sign-ups

### Newsletter Alert

- There will be no newsletter in July. If you have something that you would like to announce to the guild through the newsletter, please submit your feature in time to make the June issue (on or about 20 May).

# Education and Outreach

by Keren Pritchett

Thank you to all volunteers at our events this month. Chatham Art Festival was a fun day, chilly but sunny. They think about 900 people came to the event. We had lots of room to spread out and show people our talents.

Thank you to those who signed up for Earth Day at Old Mill Park as well!

We are looking ahead to our 4th of July festivities. We have some volunteers on board for the Port Royal event. We need to decide ASAP whether we will participate in the Ferry Farm 4th of July festivities. So far I have had no luck getting any volunteers, so we may have to let this one go.

## Five-hour Baby Sweater

by Judy Klehm

This actually is a baby sweater you can make in about five hours. I didn't keep track, since I didn't make it in one sitting, but it was very quick and easy and I love the way it turned out. There are several versions on line and in Ravelry, but I used the one written by "From the Heart". You can find it by Googling Five Hour Baby Sweater and several will come up including this one. If you can't find it, let me know and I'll send it to you.

Judy Klehm, jwklehm@gmail.com





# LibertyTown Arts Workshop

## Summer Solstice, a National Juried Exhibition

On Midsummer, the Northern Europeans light massive bonfires to summon the sun's rays to make sure their summers are long and bright. It is a time of celebration and family. This June we would like to summon a bit of sunshine to our gallery to make this summer as joy-filled as possible. Please join us by sending in your works of art representing summer in full swing. Are they images of the beach or backyard barbecues? Are they pottery to be used on the porch with loved ones? Soft summer wraps to drape over your shoulders? It can be almost anything you want that brings a sense of warmth and joy to our space.

We are pleased to announce our juror, Carole Garmon:

Carole Garmon, Professor of Art, holds an MFA (1996) and a BFA (1993) in sculpture from Virginia Commonwealth University. She has taught at UMW since 1998 and is a recipient of UMW's Outstanding Young Faculty Member Award. She teaches a senior capstone course, Professional Practices in Studio Art along with all areas of sculpture, video, performance, and installation art. She is a member of the College Art Association and the National Council of Art Administrators.



Garmon's research acknowledgements include the accessioning of select images and research materials on Rembrandt into the Rijks Museum Library in Amsterdam, Holland, and participating in a BBC 2 documentary on Rembrandt's painting, *The Night Watch*. The segment is part of the larger series, *The Private Life of the Masterpiece*. She was one of two Americans chosen to participate in the international exhibition, *Inspired By Rembrandt*, commemorating Rembrandt's 400th birthday. In addition to numerous private collections, her work has been exhibited at the Main Art Gallery and 1708 Gallery in Richmond, the WPA/Corcoran Museum in Washington, D.C., the Arlington Arts Center, as well as Lima, Peru and Berlin, Germany.

### Eligibility

All artists age 16 and older, working in any media, may apply to this show. Work previously exhibited in LibertyTown's gallery is not eligible. Work must be original and completed within the last five years.

### Rules

Work accepted into the show must be for sale. Applications must be submitted electronically; no physical pieces will be accepted at the gallery for jurying. Work that will be displayed on a wall must be ready to hang, with no wet media, no sawtooth hangers, and staple-free edges. LibertyTown will provide pedestals when needed. LibertyTown reserves the right to reject works accepted by the juror due to content, space constraints, or inability to properly install the work.

### Fees

A non-refundable application fee must be paid for each submitted piece before it will be juried. Payment may be submitted electronically via our website or by check delivered to LibertyTown. "Friends of LibertyTown" Members receive discounted jury fees. If you aren't already, you can become a member [here](#).



### Application Fees

- 1st piece (Non-member): \$25
- 1st piece (Member): \$15

Each additional piece: \$5

### Awards

- 1st Place: \$250
- 2nd Place: \$150
- 3rd Place: \$75

### Commission

LibertyTown keeps a commission of 40% on all show sales. Artists are responsible for any costs related to transporting accepted work to the gallery and transporting unsold work away at the end of the show.

### Calendar

- 5/20: Submissions due by 11:59 PM Eastern Time
- 5/22: Notifications sent
- 5/30: Accepted work due at LibertyTown by 8PM
- 6/2: Opening reception
- 7/2: Show closes, unsold work may be picked up


### Entry

Applications must be submitted electronically via Submittable <https://libertytownarts.submittable.com/submit> (no physical pieces will be accepted at the gallery for jurying. Up to three images may be submitted per piece if an additional detailed view or multiple perspectives are required to convey the piece. LibertyTown reserves the right to reject works accepted by the juror if the work differs significantly from the images provided.


# Sale!

This Patrick Green manual drum carder is in excellent condition. See the photo for the TPI; it's not as fine as my fur drum, but is much finer than my standard Patrick Green drum. Price (\$500) is firm. Especially good with alpaca!

Doffing stick, drive band, and cleaning brush are included. Just cleaned and oiled and working great.



Please contact me  
at [pat.a.bingham@gmail.com](mailto:pat.a.bingham@gmail.com)





# May 2017

Sun

Mon

Tue

Wed

Thu

Fri

Sat

	1	2	3	4	5	6
7	8	9	10	11	12	13 Guild Meeting
14	15	16	17	18	19	20
21	22	23	24	25	26	27
28	29	30	31			

## Upcoming Events

13 May	Guild Meeting
14 May	Mother's Day
10 June	Guild Meeting
18 June	Father's Day
4 July	Port Royal 4th of July Celebration
8 July	Guild Meeting

## 2017 Fredericksburg Spinners and Weavers Guild Hospitality Schedule

May – Susann Swan and Judy Klehm

June – Lori Green and Debra Joseph

July – Mary Ann Buckley


Aug – Peg Waters, Beverly Zepp

Sept – Lesley Reynolds

Oct – Annual Picnic (Everyone - Potluck)

Nov – Sally Anderson

Dec = Holiday Party



**Fredericksburg Spinners and Weavers Guild**  
916 Liberty Street  
Fredericksburg, VA 22401

## Contact Us

Please contact us or visit our web site for more information about the guild and our activities.

### **Fredericksburg Spinners and Weavers Guild**

916 Liberty Street  
Fredericksburg, VA 22401

[fswguild@gmail.com](mailto:fswguild@gmail.com)

PLACE  
STAMP  
HERE

# GUILD NEWS

## June





Judy will help everyone make beaded lanyards to hold our new name tags. Bring any beads you have that you would like to use or share - any size is fine.

## July



Aileen will show her kumihimo braids and how to make them. More information to come before the program



### In This Issue

- June and July Fun
- From the President's Desk
- LibertyTown Summer Solstice
- Education and Outreach
- Pattern Watch
- For Sale
- Knit in Public Day

## FSWG Officers and Chairpersons 2017

### President

Judy Klehm

### Vice-President

Linda George

### Secretary

Aileen Campbell

### Treasurer

Mary Hardy

### Newsletter & Publicity

Lesley Reynolds

### Education & Outreach

Keren Pritchett

### Librarian

Denise Kash

### Membership Coordinator

Fran Slaterbeck

### Hospitality Chair

Mary Snellings

### Guild Sales Chair

Anne Nourse



## From the President's Desk

### *An Explanation of Life*

On the first day, God created the dog and said, "Sit all day by the door of your house and bark at anyone who comes in or walks past. For this, I will give you a life span of twenty years."

The dog said, "That's a long time to be barking. How about only ten years and I'll give you back the other ten?" And God saw it was good.

On the second day, God created the monkey and said, "Entertain people, do tricks, and make them laugh. For this, I'll give you a twenty-year life

span."

The monkey said, "Monkey tricks for twenty years? That's a pretty long time to perform. How about I give you back ten like the dog did?" And God, again saw it was good.

On the third day, God created the cow and said, "You must go into the field with the farmer all day long and suffer under the sun, have calves and give milk to support the farmer's family. For this, I will give you a life span of sixty years." The cow said,

**Continued on Page 3**

## Reminders and Announcements

### *Get to Know the Guild*

- You can share your interesting fiber facts with the rest of the guild here: <https://goo.gl/forms/4Pc56CmbgSGTfSUA2>

### *Snack Sign-ups*

- See Mary Snellings for snack sign-ups

### *Newsletter Alert*

- There will be no newsletter in July.... Have a great summer!





# LibertyTown Arts Workshop

## Summer Solstice

**A National Juried Exhibition at  
LibertyTown Arts Workshop**

**Open June 2<sup>nd</sup> - July 2<sup>nd</sup>  
Reception on First Friday,  
June 2<sup>nd</sup>, 5-9PM**

**916 Liberty St. FXBG  
LibertyTownArts.com  
540-371-7255**

## From the President's Desk...

Continued from Page 2

"That's kind of a tough life you want me to live for sixty years. How about twenty and I'll give back the other forty?"  
And God agreed it was good.

On the fourth day, God created humans and said,  
"Eat, sleep, play, marry and enjoy your life. For this, I'll give you twenty years."  
But the human said, "Only twenty years?  
Could you possibly give me my twenty, the forty the cow gave back,  
the ten the monkey gave back,  
and the ten the dog gave back; that makes eighty, okay?"  
"Okay," said God, "You asked for it."

So that is why for our first twenty years, we eat, sleep, play and enjoy ourselves.  
For the next forty years, we slave in the sun to support our family.  
For the next ten years, we do monkey tricks to entertain the grandchildren. And for the last ten years, we sit on the  
front porch and bark at everyone.  
Life has now been explained to you.

There is no need to thank me for this valuable information.  
I'm doing it as a public service.  
If you are looking for me I will be on the front porch.

# Education and Outreach

by Keren Pritchett

We will be attending at the 4th of July event in Port Royal again. It is held from 10am to 2 pm. I have about 4 people signed up to demonstrate textile skills.

The Fredericksburg Agricultural Fair will be held as usual in late July-early Aug. We will discuss this more at the June

## Pattern Watch—Crochet

### Flos Hortus

by Fiona Oliver


*This pattern will be available for free until 13 June 2017.*

Ravelry: <http://www.ravelry.com/patterns/library/flos-hortus>

#### **About this design**

As Summer turned to Autumn this year I found myself pining for the flowers of Spring. This yearning, plus a renewed interest in crocheting, encouraged me to reach for my hooks and to start playing with colour and a very simple, join-as-you go floral motif. The end result was Flos Hortus (or Flower Garden in Latin) – a beguiling scarf that hints at the ebb and flow of the seasons of the year just as these changing seasons are reflected in your garden.

What makes this design special is the use of two different, but coordinating, long transition colour gradient yarns to build a random but pleasing flow between different colours, with several major colour transitions occurring across the length of the scarf. Because the scarf is quite long, you will be able to style it in a variety of ways that will showcase the colour transitions and also keep you snugly warm as the seasons transition.



The techniques used in the design are very simple – each motif is made up of single (UK/Australia double) crochets and chain stitches, all held together by an adjustable (magic) loop in the centre and joined to neighboring flower motifs by slip stitches (UK/Australia single crochet). Because each flower motif is underpinned by multiples of 6, the joining pattern for the motifs is a honeycomb pattern formed by diagonal rows of hexagons.

# Sale!

## *"Big Mac" Macomber loom for sale - located in Richmond, Virginia*

Beautiful sturdy Birdseye maple jack loom that weave anything from the finest of fabrics to heavy rugs. The Macomber Company is still in business selling looms and parts. [http://www.macomberloom.com/Type\\_B\\_Folding\\_Looms.html](http://www.macomberloom.com/Type_B_Folding_Looms.html) There is also a great Macomber Looms Group on Ravelry.com where you can find out more from owners of these looms. One of the nice things about these looms are that the front beam can lay on the floor so you can sit close to the heddles while threading them (and no back aches from leaning in to do this). The arms of these looms fold in quickly so the looms can be moved easily through hallways.

Macomber B5C 40" weaving width 8 harness floor loom - has the ability to add two additional harnesses. Has 10 treadles. This loom comes with lease sticks, new aprons front and back, tie on rods, foot rail, a new stainless steel 12 dent reed, 40 "Super Hooks" for the treadles, a home made raddle and some cones of weaving yarn. (photo below)

I also have a Leclerc weaving bench for sale \$75.

I can send more photos or answer any questions if you email me at

[JLHinkes3@gmail.com](mailto:JLHinkes3@gmail.com)

Judy Hinkes



This is Pam Gallant. I work at Untangled Purls. This Saturday (June 10th) is Worldwide Knit in Public Day. I am organizing an event at the Hurcamp farmers market from 8-12. It is also kids market day, so I want to include free knitting and crochet lessons for kids. I have yarn and needle donations to provide. I would love any of your members and friends to join us. Come help with lessons or just knit, crochet, and spin! Come for 10 minutes or several hours! We will be there from 8-noon. Thank you!



# June 2017

Sun	Mon	Tue	Wed	Thu	Fri	Sat
				1	2	3
4	5	6	7	8	9	10 Guild Meeting / KIP Day
11	12	13	14 Flag Day & Army Birthday	15	16	17
18 Father's Day	19	20	21	22	23	24
25	26	27	28	29	30	

## Upcoming Events

- |         |                                      |
|---------|--------------------------------------|
| 10 June | Guild Meeting/ Knit in Public Day    |
| 14 June | Flag Day/ Army Birthday              |
| 17 June | Red Stone Glen 2nd Annual Open House |
| 18 June | Father's Day                         |
| 4 July  | Port Royal 4th of July Celebration   |
| 8 July  | Guild Meeting                        |

## 2017 Fredericksburg Spinners and Weavers Guild Hospitality Schedule

June – Lori Green and Debra Joseph

July – Mary Ann Buckley

Aug – Peg Waters, Beverly Zepp

Sept – Lesley Reynolds

Oct – Annual Picnic (Everyone - Potluck)

Nov – Sally Anderson

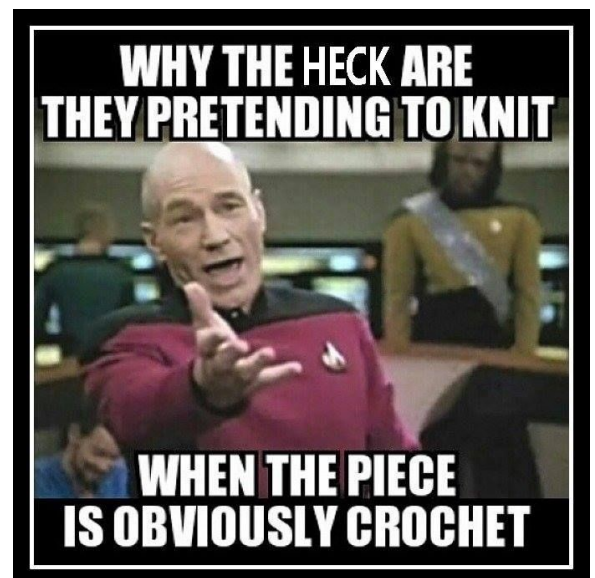

Dec = Holiday Party




# July 2017

Sun	Mon	Tue	Wed	Thu	Fri	Sat
						1
2	3	4 Independence Day	5	6	7	8 Guild Meeting
9	10	11	12	13	14	15
16	17	18	19	20	21	22
23	24	25	26	27	28	29
30	31					

## YARN FUNNIES





**Fredericksburg Spinners and Weavers Guild**  
916 Liberty Street  
Fredericksburg, VA 22401

## Contact Us

Please contact us or visit our web site for more information about the guild and our activities.

### **Fredericksburg Spinners and Weavers Guild**

916 Liberty Street  
Fredericksburg, VA 22401


[fswguild@gmail.com](mailto:fswguild@gmail.com)

PLACE  
STAMP  
HERE

# GUILD NEWS

## Mini-retreat

Gathering at FSWG studio at Liberty Town. Bring your wheel, spindle, knitting, tapestry looms, riddle heddle - what ever you are working on. Linda George will have a floor loom ready to weave towels if anyone is interested. Bring a lunch or order from Prima Vera - we will have a fun mini retreat.



### In This Issue

- Mini-retreat
- From the President's Desk
- Education and Outreach
- LibertyTown Summer
- Pattern Spotlight

## FSWG Officers and Chairpersons 2017

### President

Judy Klehm

### Vice-President

Linda George

### Secretary

Aileen Campbell

### Treasurer

Mary Hardy

### Newsletter & Publicity

Lesley Reynolds

### Education & Outreach

Keren Pritchett

### Librarian

Denise Kash

### Membership Coordinator

Fran Slaterbeck

### Hospitality Chair

Mary Snellings

### Guild Sales Chair

Anne Nourse



## From the President's Desk

I'd like to remind everyone that the October meeting/picnic, which will be at my house is also our "Yard Sale" event. It's not too early to start planning. It's the perfect time to bring things you don't want, but others might. And I'm sure you'll find new treasures that just have to go home with you. Also, we are hosting the Blue Ridge Guild at that meeting so that means there will be more shoppers! If you are looking for something in particular let Lesley know. She can put it in the September Newsletter and that might remind someone that they have just what you need tucked away and not being used. Deals can be made!

## Education and Outreach

Saturday, Sept. 16th we have the 28th Annual Welsh Festival that is held on Charles Street between William & George Streets. This is always a fun event, with food & water provided to participants. The event is from 11 to 5 pm. and the signup sheet is at the Studio on the bulletin board. Any type of fiber art that you want to demonstrate is welcome.

Various requests for demonstrating at September events have been coming in, and will be discussed at the meeting.

## Reminders and Announcements

### *Get to Know the Guild*

- You can share your interesting fiber facts with the rest of the guild here: <https://goo.gl/forms/4Pc56CmbgSGTfSUA2>

### *Snack Sign-ups*

- See Mary Snellings for snack sign-ups





# LibertyTown Arts Workshop

July and August at  
LibertyTown

## *Fredericksburg Plein Air Exhibition*

A juried exhibition of the  
area's finest plein air work



## *Handmade Furniture*

Extraordinary Art for everyday  
use, by the Fredericksburg Area  
Woodworkers Guild

Open **July 7<sup>th</sup> - August 27<sup>th</sup>**

First Friday Receptions: **July 7<sup>th</sup> & August 4<sup>th</sup>, 5-9PM**  
916 Liberty St. FXBG | 540-371-7255 | LibertyTownArts.com

## *Summer Camp Shenanigans*



## Pattern Watch—Knitting

### Inara Wrap

by Ambah O'Brien

Ravelry: <http://www.ravelry.com/patterns/library/inara-wrap>

Let Inara be the blank slate on which you paint your own personality. Select two sets of gradient yarns for a rich ombre, or mix and match from your stash for a roadmap of your favourite tones. Diagonal columns of alternating lace and garter stitch make a strong statement without being intimidating. Included is a schematic to colour in to play with your colour scheme. Worked end to end, this long wrap can easily be shortened with fewer repeats of the pattern sequence, instructions are given for 3 lengths, with both written and charted instructions included for the lace section.



#### DIMENSIONS

Length: Short 64"/163cm, (Medium 80"/203cm, Long 96" / 243cm) Width at centre: 18.1" / 46cm

#### YARN

Fingering Weight / 4-ply

S: Two Gradient sets of 4 x 125 yd / 110m, or 2 x 500 yd / 457 m single colour

M: Two Gradient sets of 5 x 125 yd / 110m or 2 x 625 yd / 572 m single colour

L: Two Gradient sets of 6 x 125 yd/110m or 2 x 750 yd / 686m single colour

Large size sample shown in Sunshine Yarns Classic Sock Gradient sets, (100% merino, 370 yd / 338 m per 100g) in Colour A (A): Caribbean and Colour B (B): Shades of Gray



# August 2017

Sun      Mon      Tue      Wed      Thu      Fri      Sat

		1	2	3	4	5
6	7	8	9	10	11	12 Guild Meeting
13	14	15	16	17	18	19
20	21	22	23	24	25	26
27	28	29	30	31		

## Upcoming Events

12 Aug      Guild Meeting

1-3 Sep      Danial Boone Days

4 Sep      Labor Day

9 Sep      Guild Meeting

16 Sep      Welsh Festival

## 2017 Fredericksburg Spinners and Weavers Guild Hospitality Schedule


Aug – Peg Waters, Beverly Zepp

Sept – Lesley Reynolds

Oct – Annual Picnic (Everyone - Potluck)

Nov – Sally Anderson

Dec = Holiday Party



**Fredericksburg Spinners and Weavers Guild**  
916 Liberty Street  
Fredericksburg, VA 22401

## Contact Us

Please contact us or visit our web site for more information about the guild and our activities.

### **Fredericksburg Spinners and Weavers Guild**

916 Liberty Street  
Fredericksburg, VA 22401

[fswguild@gmail.com](mailto:fswguild@gmail.com)

PLACE  
STAMP  
HERE



# GUILD NEWS



The Fredericksburg Spinners and Weavers Guild Newsletter

September 2017



*"The MidAtlantic Fiber Association (MAFA) represents and supports a community of fiber arts guilds in the greater Mid-Atlantic region with the goal of promoting fiber arts education in the greater Mid-Atlantic region. Although MAFA is best known for its biennial conference, the not-for-profit organization provides ongoing financial grants, fellowships and scholarships to promote education, development and public outreach in the fiber arts."*

The Program for Sept 9th is: MAFA - Mid Atlantic Fiber Association. Aileen Campbell and Diane Kowalski will talk about MAFA and the conference they attended this summer. They will also show the samples from their classes.

## Guild dues are due NOW!

Dues are \$30 again this year. Leave you check made out to FSWG in the guild mailbox, mail them or leave them on Mary Hardy's bench. Do not leave cash. You can pay by cash if you hand Mary your money. If paying by cash, make sure it is labeled with your name.

### In This Issue

- From the President's Desk
- Education and Outreach
- Reminders
- Arts in the 'Burg
- Comfort Dolls
- Editor's Note
- Pattern Spotlight

## FSWG Officers and Chairpersons 2017

### President

Judy Klehm

### Vice-President

Linda George

### Secretary

Aileen Campbell

### Treasurer

Mary Hardy

### Newsletter & Publicity

Lesley Reynolds

### Education & Outreach

Keren Pritchett

### Librarian

Denise Kash

### Membership Coordinator

Fran Slaterbeck

### Hospitality Chair

Mary Snellings

### Guild Sales Chair

Anne Nourse



## From the President's Desk

Once again it's time for the newsletter and once again, I'm finding it hard to think of something to write about. I just got Lesley's gentle reminder so I'm just going to write about what's on my mind. Finishing projects... I don't know about you, but I love to knit and weave, but I hate to do the finishing hand-work. So what usually happens is I set the project aside and move on to more knitting and weaving. About a month ago I decided to clean up my studio and

## Education and Outreach

Saturday, September 16th is the 28th Annual Fredericksburg Welsh Festival held in the 900 block of Charles St. from 11 - 5 pm. This is always a fun event to demonstrate at. This year, along with the usual Welsh music, food, storytelling, and crafts, Red Dragon Brewery will be offering tastings. More info to come at our meeting.



## Reminders and Announcements

### *Get to Know the Guild*

- You can share your interesting fiber facts with the rest of the guild here: <https://goo.gl/forms/4Pc56CmbgSGTfSUA2>

### *Snack Sign-ups*

- See Mary Snellings for snack sign-ups

### *Special Event*

- Our guild accepted the invitation to demonstrate at Community Day in Hurkamp Park, 9 AM - 1 PM on Saturday, Sept. 2. Participants should bring their own tents, chairs, etc. No sales are allowed.

## From the President's Desk (cont.)

found eight woven scarves and six or so knitting projects that needed handwork! Appalling and something I probably shouldn't admit! We are having company and our guest room is downstairs next to the studio, so I had to do

something with all this "stuff". I knew if I put it in a bin it would never get done so I set up a table in front of the TV and determined that I would finish all this before our guests arrived. I have been twisting fringe til I thought my fingers would fall off! Also, watched some really good chick flicks downstairs without hubby around. The happy ending to this story would be to tell you that my guests arrive tomorrow and everything is finished. However, this is the real world. My guests do arrive tomorrow and I'm still twisting. The pile is down to just two scarves and two shawls so if I'm diligent today, they may get done. There is a moral to this story. Do your handwork right away! Did I mention that I'm the worlds worst procrastinator?

On a more serious note, I have also been thinking about From the Heart and our involvement as a Guild. I know we have several members that attend their group meetings and are knitting items for them. However, I think as a Guild, we should be more involved. We are part of the Fredericksburg community and this is one way we, as a group can make a difference. There are many, many patterns available for the items they need. They have published three wonderful pattern books. I have two of them and plan to bring them to the studio and leave them there next to the copier. If you copy a pattern for charity knitting you do not have to pay the 10 cent copying fee. I'd like to challenge all Guild members to knit at least one hat or other item by the October meeting. Bring your items to the meeting and for each item you knit your name will be entered into a drawing for a door prize that I promise you will be worth it! Now, I know you, my Guild friends, and I know that if I just asked for your cooperation in this effort, I would get it. But I thought this would be fun. We will hold the drawing at the October meeting. Happy knitting!

## Education and Outreach (cont.)

Saturday, Sept. 16th we have the 28th Annual Welsh Festival that is held on Charles Street between William & George Streets. This is always a fun event, with food & water provided to participants. The event is from 11 to 5 pm. and the signup sheet is at the Studio on the bulletin board. Any type of fiber art that you want to demonstrate is welcome.

Various requests for demonstrating at September events have been coming in, and will be discussed at the meeting.





# Arts in the 'Burg



## POWER COUPLE

VOLUME 1

FEATURING:

JON "THE SCULPTOR"  
MCMILLAN

&

TISHA "THE PAINTER"  
MCMILLAN

PLUS COLLABORATIVE POTTERY BY JON & TISHA!

OPENING RECEPTION:

SEPTEMBER 1<sup>ST</sup>, 5-9PM

916 LIBERTY STREET  
FXBG, VA

LIBERTYTOWNARTS.COM  
540-371-7255

### Fall Fiber Festival 2017 Fiber Crafts Demos

Please join us to help demo fiber crafts in the Display & Demos tent at the Fall Fiber Festival and Montpelier Sheep Dog Trials, October 7 & 8, 2017, at James Madison's Montpelier (near Orange, VA)!

We are particularly looking for volunteers to help children and

ARTFUL DIMENSIONS GALLERY  
911 CHARLES STREET, FREDERICKSBURG

FEATURED ARTIST

## Elizabeth Woodford Florabundance



AUG 29 - OCT 1

Opening Reception SEPT 1, 6-9

GALLERY HOURS TUES - SUN, 12 - 6PM  
EXTENDED SUMMER HOURS FRI-SAT, 12-9PM  
540-899-6319 • ARTFULDIMENSIONSGALLERY.COM

adults try weaving on floor and table looms! We also need volunteers to help with the ball winding station, and demos of knitting, crochet, weaving, spinning, felting, rug hooking, circular sock machines, and more! Please visit the website for info about the festival, sheep dog trials, workshops, skein & garment competition, kids' activities, music, fleece sale, and animal exhibits at [fallfiberfestival.org](http://fallfiberfestival.org).

To volunteer to help with weaving or other demos, to join the all day spin-in or CSM crank-in, or to schedule a special fiber art demo, please email Margaret Briggs at [craftdemos@fallfiberfestival.org](mailto:craftdemos@fallfiberfestival.org).



# Comfort Dolls

By Aileen Campbell

I've been looking for ways to use up the leftovers from knitting on my circular sock machine. Not enough yarn left over for another sock but too much beautiful yarn to toss or just keep accumulating in tubs and drawers. One of the sock groups I belong to on Ravelry had a posting that caught my eye about comfort dolls - small, simple little people created mostly on the sock machine and then finished by hand. Evidently, groups had been making comfort dolls and

giving them to local police departments to have on hand for small children during stressful times. Thinking back, I remember a time when my son was small and had to ride in an ambulance - he was given a soft, little doll during that emergency ride that he could hang on to and cuddle with.

A little more online research revealed that comfort dolls are also made and sent to soldiers who are stationed overseas. These little dolls are light-weight and several are easily carried in pockets to hand out to local children, some of whom have nothing to call their own.



My intent now is to make a comfort doll after every pair of socks. I took the first batch over to the Fredericksburg police station today. I think they were pleased!

Thank you to everyone for the moral support as well as donating yarn for a variety of different cultures. You are all amazing!

## Editor's Note

I usually refrain from putting my \$0.02 worth in the newsletter, but I wanted to take the opportunity to say something. I have the luxury of crafting the newsletter in my own time and in my own way. I try to make things relevant and fresh, and the above contribution from Aileen couldn't have been more timely. I am sure that we have all heard the stories of the aftermath from Hurricane Harvey. The children being rescued by civilians/first responders, the ones in the shelters with their families, and the unfortunate children that lost a parent in the flood waters, have nothing but the clothes on their backs in most cases. Hurricane Harvey is exactly the situation these little dolls were made for.



## Pattern Watch—Crochet

### Tiny Unicorn Amigurumi

by Ahooka Migurumi

Published in Ahookamigurumi

Craft Crochet

Category Softies → Animal

Published June 2014

Suggested yarn Garnstudio  
DROPS Cotton Viscose Phildar  
Phil Coton 3

Yarn weight DK (11 wpi)

Hook size 2.5 mm

Available for free: <http://www.ahookamigurumi.com/en/tiny-rainbow-unicorn-crochet-amigurumi-free-pattern-eng/>



# September 2017

Sun Mon Tue Wed Thu Fri Sat

					1	2
3	4	5	6	7	8	9 Guild Meeting
10	11	12	13	14	15	16
17	18	19	20	21	22	23
24	25	26	27	28	29	30

## Upcoming Events

2 Sep Danial Boone Days/  
4 Sep Labor Day  
9 Sep Guild Meeting  
16 Sep Welsh Festival

## 2017 Fredericksburg Spinners and Weavers Guild Hospitality Schedule


Sept – Lesley Reynolds

Oct – Annual Picnic (Everyone - Potluck)

Nov – Sally Anderson

Dec—Holiday Party





**Fredericksburg Spinners and Weavers Guild**  
916 Liberty Street  
Fredericksburg, VA 22401

## **Contact Us**

Please contact us or visit our web site for more information about the guild and our activities.

### **Fredericksburg Spinners and Weavers Guild**

916 Liberty Street  
Fredericksburg, VA 22401

[fswguild@gmail.com](mailto:fswguild@gmail.com)

PLACE  
STAMP  
HERE



# GUILD NEWS

The Fredericksburg Spinners and Weavers Guild Newsletter

October 2017

## October's "Get to Know Ya" Potluck/ Picnic/ Yard Sale/ Craft Time

Come one, come all, to October's FSWG meeting hosted by Judy Klehm in her home. Park at the Community Center within the neighborhood. You can either walk or take the shuttle being run by Judy's husband, Dick. The walk is less than 2 blocks. You can also drive to Judy's home to drop off items and then drive/park at the Community Center. Bring an extra folding chair if the weather is nice - we can sit outside!

Remember to bring your fiber-related yard sale items to sell (fiber/yarn/equipment, etc. that you are ready to relinquish). Make certain everything is tagged with your name and the price. This sale does not go through our treasurer. Remember that the Foothills Spinners and Weavers will also be attending

this meeting, so this is an excellent opportunity to reach a larger "customer" base. There will be a table for guild items being sold and sales of those items do go through our treasurer. . If you want to donate items to that table, just label them with "Guild" and a price.

Judy is providing paper products and beverages. The rest of us are bringing the good stuff! We will have a good crowd for this meeting, so make your favorite potluck dish to share (mine is spinach dip).



Don't forget your items for "From the Heart". Or if you have turned them in, just tell me the number you did. We will have our drawing during the meeting.

Ready for even more fun? Want to create custom T-shirt? Judy said to bring a shirt with you and she has all the materials needed. She also assures everyone that they are EASY!

### In This Issue

- Annual Picnic Potluck and Yard Sale
- From the President's Porch
- Editor's Note
- Book Review: Handwoven Table Linens, 27 Projects from a Master Weaver
- Directions to the October Soiree
- Arts in the 'Burg

## **FSWG Officers and Chairpersons 2017**

### **President**

Judy Klehm

### **Vice-President**

Linda George

### **Secretary**

Aileen Campbell

### **Treasurer**

Mary Hardy

### **Newsletter & Publicity**

Lesley Reynolds

### **Education & Outreach**

Keren Pritchett

### **Librarian**

Denise Kash

### **Membership Coordinator**

Fran Slaterbeck

### **Hospitality Chair**

Mary Snellings

### **Guild Sales Chair**

Anne Nourse



## **From the President's Porch**

This month I'm not writing from my desk. I'm on the porch and enjoying this beautiful weather. You probably can't tell from the picture, but the tree on the left has started to change color. That's enough for me... Fall is officially here! My favorite time of the year! Cooler weather so I can wear scarves, Fiber Festivals and lots of reasons to start new projects (not that we

really need a reason). It's also the time to celebrate Spinning and Weaving and the official Spinning and Weaving Week is October 2-8. If anyone would like to gather at Liberty Town during that week for a Sit and Spin, let me know what day or evening would work best for you. Or maybe we should go to one of the local coffee shops? If there is enough interest, I'll see what I can arrange. Also, I've seen ads for sales that week from Webs and The Loom Room, 20% discounts! I'm sure they will be others. So, pick a new project, get your supplies on sale and enjoy the Fall!

## **Editor's Note**

In the next few months you will see the rollout of some new features to the newsletter. I will be incorporating some new standing columns that will appear either monthly, bi-monthly, or quarterly. These new columns will include:

- MAFA News
- Community Service
- Additional Feature Articles
- Technology News
- Special Events
- Committee News

I would like to bring the newsletter to a new level for the guild. Not only do I want to convey the guild's news to the membership, but I would also like the newsletter to be an informative publication with compelling stories and a resource. I want the newsletter to be useful and engaging, and I want the membership to have the opportunity to contribute as well. In the coming months, I plan to engage the membership to help achieve those goals.

I hope you all will enjoy the new additions.

# Book Review: Handwoven Table Linens, 27 Projects from a Master Weaver

By Lesley Reynolds

One of the things I really enjoy about Amazon is that every time you open the site, it showcases a variety of interesting new books and products based on your previous shopping history. Back in April, I wanted to purchase a hammock, because why not? Upon opening my Amazon app, there was a new book that I could preorder, and I did so immediately. I don't know Tom Knisely personally, but I know his reputation through several of our guild members and his column in *Handwoven*, "Notes from the Fell." The book is titled ***Handwoven Table Linens, 27 Fabulous Projects from a Master Weaver***.

The first thing that I feel makes this book a little different from other weaving drafts or project books is that Tom goes into the details behind the history of table linens, and I learned a lot. Every piece of cloth had a purpose, and Tom weaves the story of table linens through history with expertise. Of course, Tom's book isn't just a history lesson, 27 interesting and varied weaving projects await your loom.

The table of contents sets the tone for the book with a visual of each of the 27-projects broken down into subsections: 15 placemats, six different table runners, two "mug rugs", three napkins, and one tablecloth. Although the projects are presented in these categories, most could be edited and rearranged to produce new table linens. Use the draft from a



placemat to create a table runner, turn a napkin into a placemat, I recommend experimentation. Tom also includes references to other weaving resources giving the reader the ability to expand their craft.

Although it seems that I can't help but

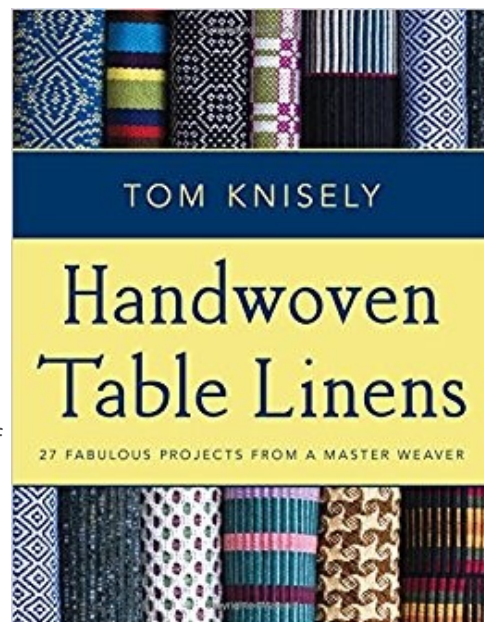
praise this book, there are a few things that I think detract from its overall usefulness.

First, for each project, it would be helpful if the number of shafts required for the project was prominently displayed at the top of each project page. For a beginner, it may be hard and confusing to try and decipher if the

project would be appropriate for their loom setup. This brings me to the second point. I don't think this book is necessarily appropriate for the first time, novice weaver. You must be able to read a weaving draft and understand how drafts work. Some of the drafts can be complicated and cumbersome between intricate threadings and complicated treadling sequences. However, don't think that this book is for only the master weaver, because it's not. It will be challenging, but the end results will surely be worth it.

I do have three favorite projects that I would like to share. First is the "My Kitchen Sink" table runner. I find this project an informal piece that is fun and whimsical. It uses bits and scraps of yarn to create a "funfetti" effect. The next project is the "Cocktail Carpets". These fun little pieces remind me of the mug rugs that Fran weaves. The last project is the "Quigley" placemats. These are stunning, exquisite, heirloom quality placemats. The weave structure is like nothing I've seen before. If you are up to the challenge, and have an umpteen number of shafts on your loom, this pattern is for you!

*Handwoven Table Linens, 27 Projects from a Master Weaver* is available on Amazon in paperback for \$14.71 and in Kindle format for \$12.49.





# Directions to the October Soiree

The address is 12712 Cavalryman Court  
Fredericksburg, VA 22407

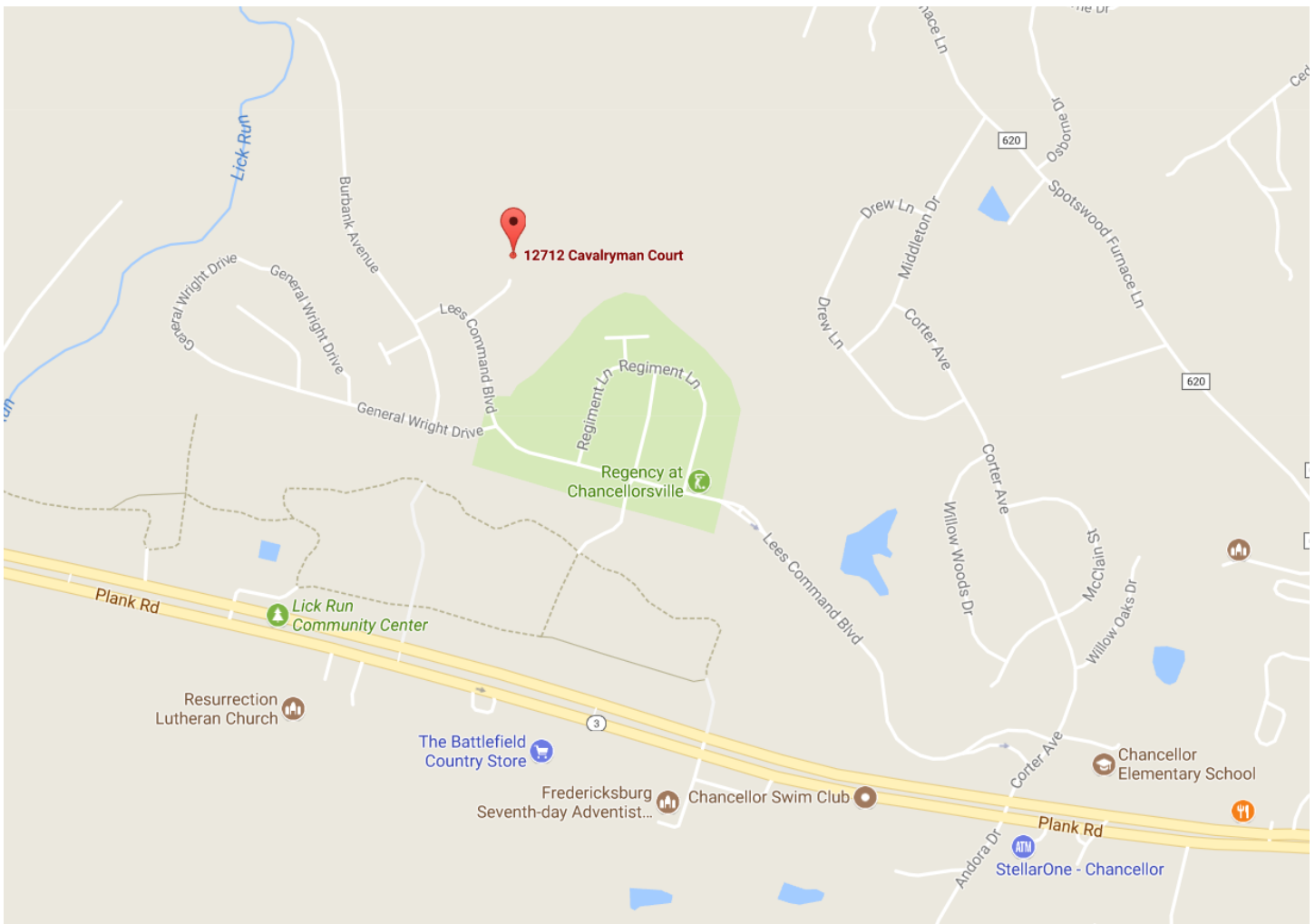
Drive west on Rt 3, for approximately 5 miles from I 95, past Harrison Crossing Shopping Center (Wendy's at the entrance) to the light by Chancellor Elementary School.

Turn right at that light, which is Corter Avenue, and then left into Regency, just past the big entrance sign.

The road in, is Lee's Command Blvd. Follow that road to the Clubhouse on the right and park.

Look for Fran's van for your ride to the house.

If you want to drop off stuff first, turn a slight right at the Clubhouse to stay on Lees Command, then turn at the first right turn, which is Cavalryman Court. Our house is at the end of the street on the left in the cul de sac. Not all GPS systems find our house, so hang on to these directions. Any problems call the house at 540-786-1917.






# Arts in the 'Burg

## Open to Interpretation

18 Original Poems & the Art they Inspired



*Reflection*  
by Pete Morelewicz

Open **Oct 6<sup>th</sup> - Oct 29<sup>th</sup>**

First Friday Reception: **October 6<sup>th</sup>, 5-9PM**

**Book Sales Benefiting Mental Health America Fredericksburg**  
916 Liberty St. FXBG | 540-371-7255 | LibertyTownArts.com

## Reminders and Announcements

### *Dues are Due!*

- If you haven't already given your dues to Mary H. for the next year, please remember to bring your payment to the meeting or drop it off in the treasure's drawer in the blue filling cabinet. If you have any questions about your payment status, please contact Mary H.

**ARTFUL DIMENSIONS GALLERY**  
911 CHARLES STREET, FREDERICKSBURG

OUR LAST FIRST FRIDAY ON CHARLES STREET

## All Member Show: Moving



*Hickory Bowl by Joe Wilkinson, founding member of Artful Dimensions*

**OCTOBER 3 - 24**

**Opening Reception Oct 6, 6-9**

GALLERY HOURS TUES - SUN, 12 - 6PM  
540-899-6319 • ARTFULDIMENSIONSGALLERY.COM

COME SEE US NOV - DEC AT COLDWELL BANKER ELITE, 520 WILLIAM STREET

WATCH OUR NEW SPACE FOR REOPENING, 922 CAROLINE STREET

### *Get to Know the Guild*


- You can share your interesting fiber facts with the rest of the guild here: <https://goo.gl/forms/4Pc56CmbgSGTfSUA2>

### *Snack Sign-ups*

- See Mary Snellings for snack sign-ups

### *2017 Fredericksburg Spinners and Weavers Guild Hospitality Schedule*

- Oct – Annual Picnic (Everyone - Potluck)
- Nov – Sally Anderson
- Dec – Holiday Party



**Fredericksburg Spinners and Weavers Guild**  
916 Liberty Street  
Fredericksburg, VA 22401

## Contact Us

Please contact us or visit our web site for more information about the guild and our activities.

### **Fredericksburg Spinners and Weavers Guild**

916 Liberty Street  
Fredericksburg, VA 22401

[fswguild@gmail.com](mailto:fswguild@gmail.com)

PLACE  
STAMP  
HERE

# GUILD NEWS

The Fredericksburg Spinners and Weavers Guild Newsletter

November 2017

## FELTED DRYER BALLS

This month's program looks to be a fun and hands on activity. We will be making felted dryer balls. You may wonder why use wool dryer balls?

- They can cut your drying time in half.
- They help reduce static.
- They save you money on your energy bill.
- They are chemical-free, unlike dryer sheets.
- They can be re-used over-and-over again.
- They increase the fluffiness of your clothes.
- They are safe to use with cloth diapers.



Wool Dryer Balls - Jess' Crunchy Shop



Here are the materials you will need for the program. Some folks may not have these supplies but hopefully others will bring extra:

100% wool yarn (not superwash), wool roving (roving you no longer want to spin, is partially felted, has neps, etc.), bits and pieces of wool fiber, old knee highs or legs cut off of pantyhose.

## MAFA NEWS

- MAFA would like to find ways to improve information sharing and guild-to-guild communication.
- Guild information is in the process of being updated on MAFA's website (FSWG is there now!).

### In This Issue

- Felted Dryer Balls
- MAFA News
- From the President's Desk
- Editor's Note
- Arts in the 'Burg
- Project Spotlight
- Pattern Watch

- For Sale!



## **FSWG Officers and Chairpersons 2017**

### **President**

Judy Klehm

### **Vice-President**

Linda George

### **Secretary**

Aileen Campbell

### **Treasurer**

Mary Hardy

### **Newsletter & Publicity**

Lesley Reynolds

### **Education & Outreach**

Keren Pritchett

### **Librarian**

Denise Kash

### **Membership Coordinator**

Fran Slaterbeck

### **Hospitality Chair**

Mary Snellings

### **Guild Sales Chair**

Anne Nourse



## **From the President's Desk**

I'm sitting here wondering if I might be writing one of my last letters. I have really enjoyed my term as President, but do hope we have someone to take my place. Not because I don't want to do it again, but because I think we have a lot of talented ladies and gentleman in our group and I would like someone else have the opportunity to take us in new directions. Speaking of our direction, Aileen is working hard to plan our programs so they will be of interest to all members. She has developed an easy and quick survey to help her determine what sort of things people are interested in learning. I ask you to please take the time to complete her questions. The Guild and our meetings provide an opportunity for shared learning. In order to meet this goal we members need to share our thoughts and ideas. We are not intended to be a mass led by a few. The real beauty of our group is that it is participatory and all members ideas are important. So please share yours! And please think about holding an office. We should all share in our leadership, as well. New leaders lead to new ideas which can be very exciting for everyone.

## **Editor's Note**

On my quest to up my newsletter game, I want to open the lines of communication with our readers on a more formal note. I always enjoy reading the "Letters to the Editor" from other publications, and I want to be able to offer the same opportunity to our guild membership. So beginning with the next newsletter I will include a Letter to the Editor section. Guess what that means, for you, yep, I need your letters! I think this is going to be fun and I can't wait.



# Arts in the 'Burg

## LibertyTown Arts Workshop presents


6" x 6" x 6"

Our Annual Juried  
Small Works Exhibition

Opening Reception  
Nov 3<sup>rd</sup>, 2017, 5-9PM

And don't miss our early bird  
specials on Small Business  
Saturday, Nov 25<sup>th</sup>, 8-10AM!

916 Liberty St, FXBG | 540-371-7255  
LibertyTownArts.com



Just a sample of the works you can see at the 6x6x6, but if you want to buy it, you're too late, it's mine .



any questions about your payment status,  
please contact Mary H.

### *Get to Know the Guild*

- You can share your interesting fiber facts with the rest of the guild by filling out this [form](#).

### *Snack Sign-ups*

- See Mary Snellings for snack sign-ups

### *2017 Fredericksburg Spinners and Weavers*

#### *Guild Hospitality Schedule*

- Nov – Sally Anderson
- Dec—Holiday Party

## Reminders and Announcements

### *Dues are Due!*

- If you haven't already given your dues to Mary H. for the next year, please remember to bring your payment to the meeting or drop it off in the treasure's drawer in the blue filling cabinet. If you have

# Project Spotlight

**Project Name:** Gradient Snowflakes

**Project Owner:** Lesley Reynolds

**Craft:** Tatting



**Started:** 21 Oct 2017

**Yarn:** Lizbeth, Mercerized, Gas-singed Cotton, Size 20

**Pattern:** Auriel by Jenifer Williams

**Finished size:** approximately 3"x3"

**Project Summary:** This snowflake will be one of a set of 5. The yarn is a gradient set of blues and I plan to mount the finished flakes in a shadow box. These are practice for lace work for a baby's bon-





# Pattern Watch—Knitting

## Silver Cardigan

by Kristiina Temin

Published in: Kristiina Temin's Ravelry Downloads

Craft: Knit

Category: Sweater → Cardigan

Published: July 2010

Suggested yarn: Novita Tennessee

Yarn weight: DK (11 wpi)

Needle/Hook size: US 2½ - 3.0 mm

Yardage: 220 - 240 yards (201 - 219 m)

Find it on Ravelry: <https://www.ravelry.com/patterns/library/silver-cardigan>





# Sale!


Bonny Davia (gomdavia@aol.com) has a 4 harness, 6 treadle, texsolv heddles, Has a 26 inch 10 dent reed, 22 inch 8 and 12 dent reeds. And you can come out take a look at it before making a decision. She is asking \$500 for it since that's what she paid.



Merlin Tree Roadbug, EUC, \$300 OBO Please contact Judy for information on contacting the seller.







**Fredericksburg Spinners and Weavers Guild**  
916 Liberty Street  
Fredericksburg, VA 22401

## Contact Us

Please contact us or visit our web site for more information about the guild and our activities.

### **Fredericksburg Spinners and Weavers Guild**

916 Liberty Street  
Fredericksburg, VA 22401

[fswguild@gmail.com](mailto:fswguild@gmail.com)

PLACE  
STAMP  
HERE