



# October 2021 Newsletter

**Fredericksburg Spinners and Weavers Guild**

Photo Credit: SpinCityShop.com



## In this issue...

Guild Meeting Information and link

COVID/LibertyTown Update

From the President's Desk

Membership and Dues

On the Horizon

MAFA Update

Committee News

Group Meeting Particulars

Shopping Finds

For Sale/Free/Wanted

Book Highlight

Articles/New Products/Tips, Tricks, Hacks

Weaving Thoughts

The Mourning Project

Guild Links

Leadership

## Upcoming Guild Membership Meeting

**Next Guild meeting is Saturday, October 9, beginning at 10:00 AM. This meeting will be virtual via Zoom. Business meeting will be followed by this month's program.**

Zoom Link for October 9 meeting - [click here](#) or use this link:

[https://us02web.zoom.us/j/83491238366?](https://us02web.zoom.us/j/83491238366?pwd=WDZTRIZPN1IWTGU3TzdiY3orTINuUT09)

[pwd=WDZTRIZPN1IWTGU3TzdiY3orTINuUT09](https://us02web.zoom.us/j/83491238366?pwd=WDZTRIZPN1IWTGU3TzdiY3orTINuUT09)

Meeting ID: 834 9123 8366

Passcode: 756826

**This month's program** will be discussion regarding the proposed action to apply to the state for incorporation as a non-profit entity.

September meeting video - [click here](#).

September meeting minutes - [click here](#).



## Covid Update

[LibertyTown](#) is asking folks to mask but not requiring it if they are vaccinated. In all of their classes they are asking for masking and now limiting the group size to a maximum of 8.

image credit: [Mn.gov](#)





# From the President's Desk

## Happy Fall Y'all...

Hopefully the beautiful weather that came to town on the first day of Autumn continues. I hate it when Mother Nature decides to throw a second and third summer into the mix. Yet again this month, I think we will continue to meet virtually. Unfortunately we had to cancel our Fall plans for demonstrations this year. I was very much looking forward to getting back out there and spinning in front of all those wide-eyed spectators that think what we do is magic. Speaking of magic, have you ever tried Brioche knitting? It makes a double sided fabric that is super squishy and super warm, everything cozy fall knits should be. Here are three cowl patterns that you might consider giving a try.

Brioche for Beginners by Jamie Galati:

<https://www.ravelry.com/patterns/library/brioche-for-beginners>

Valin by Marlene Berghout:

<https://www.ravelry.com/patterns/library/valin>

Training Wheels by Lynn Garrett and Lizzie Goeddel:

<https://www.ravelry.com/patterns/library/training-wheels>

See you at the meeting,

Lesley

## Membership & Dues

As of this past month, there are 53 members registered in our guild, including Liberty Town and one member who will not be renewing her guild membership. According to our membership coordinator, no new members have joined since our September meeting.

**Dues (\$30 annually, \$15 out of state & youth/student \$5) are currently being collected and are **due by September 30**. Members who do not submit their dues by December 30th will be removed from the guild's membership rolls.**

Payment by check is preferred (make payable to FSWG and mail to the guild at LibertyTown or leave in the guild mailbox at LibertyTown).

LibertyTown Arts Workshop  
Attn: FSWG  
916 Liberty Street  
Fredericksburg, VA 22401

Payment is possible by PayPal but please follow these instructions or PayPal will keep a portion of your money rather than crediting all of it to the guild:

1. Go to PayPal.com and login. You may need to click on the "MyPayPal" icon to get to the money dashboard.
2. Click on the "Send" icon.
3. In the box asking for a name or email address for where you want the money to go, enter the guild's email address: [fswguild@gmail.com](mailto:fswguild@gmail.com)
4. Type in the amount of money you want to send.
5. In the "notes" box, enter in what the money is for, such as "donation", "August rent", or "annual guild dues".
6. Click on "continue".
7. When it asks what the payment is for, choose sending to a friend.
8. Scroll until you can see the "Send Payment/Money Now" button and click on it.

# On the Horizon...



Due to recent COVID surges in the area, the guild withdrew its participation in Dog Mart. Also, the 250th celebration at Chatham Manor was postponed.

No other events or festivals are in the works at this time.

## MAFA update

MAFA RoundTable Meeting (9/28/2021) featured reports and findings from two MAFA grant recipients. The first grant program,

The second grant program, titled "Gateway to Weaving" provided the guild with 6 rigid heddle looms which were used to teach free workshops on beginning weaving, as well as conduct multiple outreach activities to expose and introduce a wide variety of community members to weaving. Notably, the guild continues to hold workshops and do outreach using the rigid heddle looms and those workshops are always full - their grant year ended two years ago! The guild can also attribute 11 new members to the guild as a result of the rigid heddle beginning weaving program

# Committee Info

The 501(c)(3) exploratory committee will meet via zoom on Oct 13, at 6:30 pm. Link: <https://us02web.zoom.us/j/82905033088?pwd=bTFyNUdOWGZja1plZmVpWUpKRXBiZz09>

## **Nominating Committee**

Be on the lookout for committee meeting dates and times.

Reminder: this year the offices up for re-election are Secretary and President.

## **Finance Committee**

Be on the lookout for committee meeting dates and times.



# Group Meetings

Sock Knitting Group meets Mondays from about noon to 3-4 pm. in the guild studio space. Contact [Fran Slaterbeck](#) for more information. Some meetings may be via Zoom.

The Weavers Study Group is open to all weavers. We are studying crackle weave this year. The group is currently meeting via Zoom on the third Sunday of the month at 1:00pm. Contact: Diane Kowalski,  
[Diane@wovengems.com](mailto:Diane@wovengems.com)

Knitting Group meets Friday from 1PM to 3PM in the guild studio space. Contact [Margaret Campbell](#) for details. Some meetings may be via Zoom.



# Shopping Finds

Last weekend Mom and I visited the adorable Nit Wit Yarn Shop at 138 Main Street in Culpeper (just around the corner from the Cameleer shop and Just About Thyme restaurant). Rebecca's shop has 3 rooms chock full of yarn, needles, patterns, jewelry, bags and other accessories, and gifts of all sorts. It was a fun shop and, honestly, I had to go through each room twice in order to see what I had missed the first time! Knit Wit is open Friday-Sunday, 11:30-5:30. Rebecca also offered to make appointments for groups on other days of the week.

540-825-KNIT


[www.knitwityarn.com](http://www.knitwityarn.com)

# For Sale/Free/ISO


[Diane Kowalski](#) still has a few items to give away. See below!



Cardboard cube that folds to 18" x 18"



Cone holders: base 5.5" square, 14" tall (one is only 10.5" tall)



Cardboard cubes that fold to 8" x 8"






Sign Holders  
10.5"h x 7.5"w x 3.5"d



Flexible Display props:  
Foam and velvet over a  
flexible metal core



These props are 5'3" long  
and several are available

Product	Description	Price
	<p><b>Knitting machine</b></p> <p>Florence has a knitting machine with books, etc. the condition is questionable but she feels its workable for someone who is willing to put in a little work.</p> <p><a href="mailto:foridderhof@verizon.net">foridderhof@verizon.net</a></p>	Free!





Barbara Ritter is selling her Leclerc Tapestry loom.



This is a lovely 60 inch width loom, kept in wonderful shape.



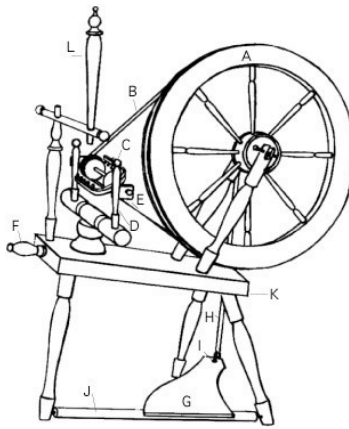
Barbara is asking \$500.

[blhritter@gmail.com](mailto:blhritter@gmail.com)



## WANTED!

Melonie Peters, a new guild member, is in search of a used spinning wheel to purchase. Please contact her at [meloniepeters@gmail.com](mailto:meloniepeters@gmail.com) if you have one for sale.



## Book Highlight

(thank you Judy Klehm)

### Knitting Tips and Trade Secrets

This little booklet was published through Threads magazine in 1969. It is 119 pages of interesting tips dealing with everything related to knitting and crocheting including topics like yarns, multicolor knitting, garment tips, machine knitting and finishing techniques to name a few. Each of the tips or techniques are short and to the point, with some good illustrations.

The information has been contributed by knitters and crocheters from all over the United States and their names and locations are included. This adds a little interest and also lets you know that someone has actually tried and or used what is being recommended. This is a good book to keep handy. You can pick it up and read a couple of tips at a time. The ideas included are very helpful. Here is one example:

#### Yarn Untangler

If your knitting yarn becomes tangled and hard to work with, spray it with Static Guard. Static Guard takes the kinks out of the yarn so it will knit or wind smoothly.

## Articles/New Products/Tips, Tricks, or Hacks

This month's tips, shared by Judy Klehm, come from the Weavers Guild of Boston and from Nimble Needles Website

### Weavers' Wisdom

When warping, particularly with a delicate yarn, add a few extra threads to the warp. Then when threading, let one of the extras fall back off the loom at intervals across the warp. Should a repair be necessary, the thread is already warped and ready to use.

### Knitting Knots

#### HOW TO MAKE THE LAST STITCH IN YOUR BIND OFF NEATER

Often the last stitch of a bind-off looks a bit weird. It forms this little ear and it's often a bit too loose. But there is a super-easy way to fix that.

**Step 1:** Instead of knitting the last stitch, slip it to your right needle.

**Step 2:** Pick up the back loop of the stitch one row below and lift it to your knitting needle.

**Step 3:** Slip both stitches back to the left needle.

**Step 4:** Knit these two stitches together.

**Step 5:** Bind off the remaining two stitches on your right needle as normal.

If you have an article, new product info, or a tip, trick, or hack to share in upcoming newsletters, please contact Aileen Campbell

# A Weaver's Thoughts

Twill Combinations 4 shaft

This is the title of a section in the Davison book 'A Handweaver's Pattern Book' on pages 33 to 46. The patterns are twill that have been built upon or modified to make more complex patterns. Mostly these patterns were used for household goods. Davison suggests that weaving these patterns using linen for both warp and weft would be like making linens that could be of heirloom quality and they will improve with laundering.

Another good feature is these patterns need only 1 shuttle. Also, there are patterns that have more than one treadling for the threading. The best one for this is titled 'Weaver's Fancy'. It has 19 patterns with the same threading and tie-up!

# The Mourning Project

United Against Infant Mortality

From Mary Vanecke, who is running the Project: "My vision for [TheMourningProject.com](http://TheMourningProject.com) is that each of the infants lost in a given year will be remembered with a unique, handmade, heartfelt little elegy. I am asking the fiber art community to come together to make 23,000+ pairs of baby booties. This is the number of American infants who die every year. Whether sewn, knitted, felted, woven, or crocheted, I am asking for donations of handmade baby shoes in the colors of mourning: black, white, and gray. Gathered together, these small elegies will literally paint a compelling picture too big to ignore: a 38' by 38' image of a heart with baby feet inside. This image requires 14,000 pairs of white booties alone."

In the past, guild members created and donated booties (see photo above) to this project, which is still in development. If you have questions, contact Diane Kowalski at [Diane@wovengems.com](mailto:Diane@wovengems.com) or check out the site at [The Mourning Project.com](http://TheMourningProject.com).



## Links!

[Guild Roster](#)

[Guild Library](#)

[Guild Equipment available to rent](#)

[Guild Handbook & By-Laws](#)

Drop Box How-to's (coming)

[Guild Website](#)

[Handwoven Access Instructions](#)

[Face Book](#) (members only page)

FSWG also has a presence on [Ravlerly](#)

**Leadership (executive board members)**

President - Lesley Reynolds	<a href="mailto:president@fswguild.org">president@fswguild.org</a>
Vice President - Kara Peckar	<a href="mailto:vice_president@fswguild.org">vice_president@fswguild.org</a>
Secretary - Nicole White	<a href="mailto:secretary@fswguild.org">secretary@fswguild.org</a>
Treasurer - Denise Kash	<a href="mailto:treasurer@fswguild.org">treasurer@fswguild.org</a>

**Additional Leadership**

Librarian - Denise Kash	<a href="mailto:librarian@fswguild.org">librarian@fswguild.org</a>
Membership - Ishtar Watson	<a href="mailto:membership@fswguild.org">membership@fswguild.org</a>
Hospitality - Mary Snellings	<a href="mailto:marysnellings@yahoo.com">marysnellings@yahoo.com</a>
Education/Outreach - Keren Pritchett	<a href="mailto:kjpritchett11@gmail.com">kjpritchett11@gmail.com</a>
Newsletter - Aileen Campbell	<a href="mailto:newsletter_editor@fswguild.org">newsletter_editor@fswguild.org</a>
MAFA Rep - Aileen Campbell	<a href="mailto:fswg_mafa_rep@fswguild.org">fswg_mafa_rep@fswguild.org</a>

See you on the 9th of October!

Fredericksburg Spinners and Weavers Guild

Built with CreativeMail

Get creative with free email marketing designed for  
WordPress and WooCommerce!

 **Mail**  
by Constant Contact

Fredericksburg Spinners and Weavers Guild | 916 Liberty St, Fredericksburg, VA 22401

[Unsubscribe {recipient's email}](#).