



View online

## **January 2023 Newsletter**

Fredericksburg Spinners and Weavers Guild

Welcome one and all to a brand new year!

Code for Member Portal on the guild [website](#):  
X^8Y5Rex

# In this issue...

Guild Meeting Information

From the President's Desk

On the Horizon (Fiber Festivals, Education/Outreach, Hospitality)

Looking Back... next Scotland trip installment

Studio News

Committee News

MAFA

Special Feature by Denise Kash

Guild Groups Information

Lesson/Classes

Selling Your Work at LibertyTown

Membership and Dues

Guild Links

Leadership Information

## Guild Membership Meeting Info

**No Hybrid Meeting This Month!! Meeting is only in-person.**

Meetings have traditionally been held in our guild studio at 10 A.M. on the second

Saturday of each month at

LibertyTown Arts Workshop

916 Liberty Ave. F-burg, VA.

### **BUT NOT THIS MONTH!**

January 14's 10 A.M. meeting will be at the home of

Florence Ridderhof

913 Mortimer Ave Fredericksburg

From Kara Pekar, our Vice President:

Happy New Year, everyone! I hope you all enjoyed the holidays.

What are your fibery plans for 2023? I have already started knitting up some hats for next fall's donation to EmpowerHouse. I have a few projects from last year to finish up (well, let's be honest, more than a few!): a shawlette, a pair of

socks, a poncho/wrap that is finished except for weaving in the ends, blocking, and seaming together, and a spinning project. After that, I'll see where my whimsy takes me!

### **JANUARY MEETING & Guild Sale**

Just a reminder that the January meeting on Saturday, January 14, will again be held at Florence Ridderhof's house, as it usually was before the pandemic. Many thanks to Florence for hosting us!

The January meeting will be in person only, not hybrid. We will return to hybrid meetings in February. If you are not able to attend the January meeting in person, we will be sure to send out minutes afterward so you don't miss anything important.

Florence's address is 913 Mortimer Ave., Fredericksburg VA, 22401. This is a quiet residential street with limited parking, so if you can carpool, please do so. You could also arrange to meet someone at the studio and carpool from there – it's not far.

We will have a brief business meeting, followed by refreshments and our annual Guild sale.

Unlike the fall yard sale, the proceeds of this sale go to support the Guild. We need your donations of yarn, fiber, tools, equipment, and books!

1. Bring anything you wish to donate to the meeting.
2. The cashier will set the prices. If you want to suggest a price for more valuable items, tie some sort of label to the item, with that information on it. We take only cash or check (no credit cards), so make sure you have those with you. There are usually some great bargains to be had!
3. If any of the items you brought to donate don't sell, please take them home with you again afterward. We don't have room to store them! If you have any other questions, please contact Kara at [vice\\_president@FSWGuild.org](mailto:vice_president@FSWGuild.org) or 540-809-2365.

I hope to see you on Saturday!

*(note: All proceeds from this sale go to the Guild. This sale is fueled by items members*

*(note: All proceeds from this sale go to the Guild. This sale is fueled by items members bring and donate for the sale. Items can include yarn, weaving thread, spinning fiber, tools and equipment, craft-related books, and even finished items would all be welcome.)*

**FEBRUARY:** Aileen Campbell will teach us to make simple Dorset buttons! You may participate in this program in person or online. The buttons we create will become our donation to the goody bags given out at the MAFA Conference in June.

**FUTURE:** February, March and April meetings will be convened at the Fredericksburg branch of the library (Caroline Street), Room #2. Parking at the back of the library is a good option. This meeting room permits a comfortable space for holding guild meetings in excess of 10-12 members. Everyone who attended the December meeting at the library felt it was a wonderful alternative to meeting in the guild studio. In addition, we will continue with hybrid meetings for the foreseeable future. The hybrid format opens up participation in the Guild to people who cannot or prefer not to attend in person, whether because of distance, transportation, health, or other considerations. To accommodate everyone's needs, we will have a variety of program types going forward — some may be in-person only, some may be virtual, and some, like February's Dorset button program, will be accessible either way.





**From the President's Desk**  
no info at this time



# On the Horizon...

## **Fiber Festivals**

Maryland Sheep and Wool Festival, May 6-7, 2023, Howard County Fairgrounds, West Friendship, Maryland  
[sheepandwool.org/](http://sheepandwool.org/)

## **From Education and Outreach:**

At the January 14 meeting, Keren Pritchett will share some possible dates and requests that have come in to the guild to add to our calendar. Outcome of the discussion will be included in the meeting minutes.

## **Hospitality Happenings**

All Guild members are invited to sign up for monthly refreshments. It's really fun to share bringing refreshments with another member or two, so find a partner and go to SignUp Genius to pick a month that's good for you both!

To better coordinate, you can sign up at the Guild's Sign Up Genius page: [signupgenius.com](http://signupgenius.com) (scroll down the page to find openings for future meetings). Search for "FSWG Hospitality" or use my email address ([marysnellings@yahoo.com](mailto:marysnellings@yahoo.com) <mailto:[marysnellings@yahoo.com](mailto:marysnellings@yahoo.com)> ). Using Sign Up Genius is quick and easy, but it's not required - just bring what you like!

Looking ahead to January, we will hold the first meeting of the year at Florence's house again this year. See next month's newsletter for more details.

# Looking Back...



Guild members Linda George and Mary Hardy travelled on an adventure to Scotland last fall. Here's the third installment from their wooly travels...

## Scotland Memories...

Midway through our Scottish experience we visited the Auchindrain Township near Inveraray. The township is a group of small stone houses belonging to different families that have banded together to share the work and care for communal gardens and animals. It is a peek at historical rural life in the Scottish Highlands. We all piled in to the two room stone cottage for a spinning demonstration next to the cozy fireplace. Then we went to the next room for the wool waulking demonstration. The ladies sat around the table and sang songs in Gaelic that kept the beat for passing and thumping the wet wool cloth. This is the old way for fulling the woven cloth to make it more durable and warmer. It usually takes 15-30 minutes to full the cloth. Then we all took turns sitting with the ladies and thumping and passing the cloth. The cloth was actually already fullered and dry but it gave us a feel for the process and the songs were great even though we could understand the words. The ladies told us they are usually about women's work or other aspects of the woman's lives. It was a very enjoyable afternoon.

Linda

Photos by Linda and Mary.



# Studio News

**The guild studio at Liberty Town is open to all guild members!**

Be sure to peruse our extensive library of books and magazines regarding all things fiber. **A list of all 88 new books recently added to our library can be found [here](#).** A comprehensive and searchable list of our entire library inventory is available in the guild's drobox account. Or just [click here](#) to view it.

Besides our **library**, there is an area for individuals or small groups to sit, shelves full of guild inventory, boxes for guild officers and those who rent space from the guild, as well as looms/spinning wheels that belong to those who are renting guild space.

The **studio's trashcan transformation** is on hold. Updates shortly...

\*\*Please remember that no food items should be put in the guild trashcan unless you empty it before leaving for the day. Food refuse may be deposited in the LibertyTown trashcans. Replacement bags are in the white cabinet adjacent to the refrigerator.\*\*

## Committee News

### **Guild Engagement Committee**

The next scheduled meeting will be February 2nd at 7 PM.

**All guild members are welcome to attend.**

The purpose of this committee is to explore and promote ways in which the guild can support its members' fiber interests, as well as grow the guild and expand its reach into the local community.

Zoom link:

[https://us02web.zoom.us/j/89028356071?  
pwd=aHo2aUlwQXZTNDRhbmJKZnZIWEs5Zz09](https://us02web.zoom.us/j/89028356071?pwd=aHo2aUlwQXZTNDRhbmJKZnZIWEs5Zz09)

Meeting ID: 890 2835 6071

Passcode: 720624

All meeting dates can be found on the guild calendar on our website ([www.fswguild.org](http://www.fswguild.org))



# MAFA:

## **June 2023 Conference News:**

I recently forwarded the latest MAFA info (their bi-monthly newsletter) to all guild members. That newsletter can also be found [here](#).

Classes and Workshops for **June 2023 Conference** can be seen [here](#). WOW! The entire conference brochure can be found [here](#).

Early registration (that includes all FSW Guild members) begins February 4th. It can feel like a lottery - register early in the day to make sure you get the class that you want! The Keynote Speaker will be Suzy Ballinger. MAFA is working on live-streaming some of the public events at the conference.

There will also be a virtual mini conference following the in-person conference (July 8-9). This will be comprised of small, 2-3 hour classes and is intended for those cannot attend a conference in person. Click [here](#) for the details.

Lastly, fellowships are available to help offset the cost of attending the conference. \$300 is returned to successful applicants following the conference. The purpose of the fellowships is to help promote, expand and preserve fiber arts and to encourage the sharing of valuable information within the MAFA community and with the general public. The process is not lengthy - applications are due by April 1st. Check out the [details](#). I'd love to see someone from our guild being awarded a fellowship!

## **MAFA Virtual!**

Also, remember that **MAFA Virtual!** signups for classes are on-going! The purpose of MAFA Virtual! is to make classes and workshops available for everyone to participate in, regardless of ability to attend the conference in person.

LEARN ALL ABOUT **MAFA VIRTUAL** [HERE](#).

Questions? Email [virtual@mafafiber.org](mailto:virtual@mafafiber.org)

**MAFA VIRTUAL** Registration for all classes and lectures will be on [Lessonface](#). [CLICK HERE](#) for class details and to register. Classes for the beginning of this year (dates listed are beginning dates if there are multiple class sessions):

- How to Weave a Double-Weave Jacket (\$110) Jan 14

- Fiberworks - The Advantage of using Software to Create Your Weaving Drafts (\$20) Jan 17
- Inspirational Fiber Blending (\$35) Jan 21
- Making Yarn from the Ground Up (free) Jan 24
- Secrets of Shibori - Stitches & Knots (\$120) waitlist only Jan 28
- Off-Loom Weaving (\$105) Feb 25
- Making Woven Chenille for a Pile Rug (\$35) Feb 25
- Designing in Huck Lace (\$45) Mar 4
- Weaving Landscape in Tapestry (\$105) Mar 4
- Spinning for a Project - How to plan & execute a project using your handspun with a commercial pattern (\$150) Mar 9
- Weave a Twill Gamp with Color & Weave Effects (\$10) Mar 16
- Jogakbo - the Art of Wishing Happiness (\$70) Mar 25
- Free Your Mind - Public Textile Social Justice Art Project (free) Mar 28
- Paint Two, Beam One: Painting Two Warps & Weaving Them as One (\$50) Apr 28
- Learn to Use Weaving Design Software (Fiberworks)(\$200) May 2

**MAFA MOVIE NIGHTS will take place on Zoom, on the second Wednesday of each month, at 7 p.m. Eastern. Sign up at [movies@mafafiber.org](mailto:movies@mafafiber.org) to receive reminder emails and the Zoom link for these movies.**

**Save the Date: The MAFA 2023 Conference will be held at Millersville University (near Lancaster, PA), June 22 - 25, 2023.**



Photo 1 by D. Kash




Photo 2 by D. Kash



Photo 3 by D. Kash



Photo 4 by D. Kash

# Calling all Weavers!!!!

A reflection by Denise Kash

---

Have you ever tried to be really efficient and warp your loom for 9 towels knowing you'll save on loom waste and time spent warping & threading those heddles? Well I did that twice this past year. One of the warps was a learning experience and each towel brought a new challenge. I'll call that one my "neutral" warp. For the neutral warp, I kept to the pattern and wove all 9 towels as the pattern dictated. I learned a tremendous amount about 8 shaft twill blocks and tie up quadrants and how to manipulate the tie-ups and treadling to create 9 unique towels all on the same warp (even though the colors didn't change). See photo number 1 above.


The second warp (I'll call my Spring colors warp), was threaded in a huck and waffle weave combination structure. After towel number 4 (on that warp), I got bored with what was happening on the loom and tired of following the different treadling sequences. The towels were very beautiful as I had hoped, but I just wanted to WEAVE. So I changed my tie-up to a 4 shaft direct tie. I just wanted to get into a rhythm and weave. You know, weaving without thinking! The first 2" I wove were a 2/2 twill and what was happening on the loom was amazing (and the rhythm was fun). So I continued, making up the pattern as I went along. I changed colors when I wanted, inserted plain weave and alternated that with the twill to suit my fancy. The end result is photo number 2 above.

So what did I learn? I learned I love to weave, experiment and create all at the same time. I also learned NOT to warp my looms for 9 towels again (unless I'm in learning mode ;) ) Before my loom was clear of the "Spring colors towels", I was thinking of the Christmas presents I hadn't made yet. I needed to reward twin girls who so lovingly and expertly looked after my domestic animals while we were on vacation. So I wound a warp for only 2 towels using just 2 colors. I was able to warp, thread and weave the first set of towels within a week. While weaving those two towels, I knew I had more to do with little time to spare, so I spent time thinking of my next project and wound yet another warp for 2 towels. We made it in time for Christmas! See photos #3 & 4 above.

## **WEAVING IS FUN!!!**

**P.S.** I also learned to always have a warp for your next project either ready to go or in the planning stages. In addition, I saved the thrums from towels number 3 & 4 and will be creating more towels using those thrums to give to the mother of the twins who go to different Universities. Can you guess where in VA they go to school? It's a win, win!!

Text and Photo credit: Denise Kash



## Guild Groups

Our guild has four active fiber groups, in addition to lessons being taught in the guild studio. If you are interested in joining a group or finding out more about a group, each group's particulars are below:

**Sock Knitting Group** meets Mondays from about noon to 3-4 pm. in the guild studio space. Contact [Fran Slaterbeck](#) for more information. Some meetings may be via Zoom.

The **Weavers Study Group** is open to all weavers. **This year we are studying Blocks and Profile Drafts. We are following along with the Jane Stafford School of Weaving course.** The group is currently meeting via Zoom on the third Sunday of the month at 1:00pm. Contact: Diane Kowalski, [Diane@wovengems.com](mailto:Diane@wovengems.com)

**Knitting Group** meets Friday from 1PM to 3PM in the guild studio space. Contact [Margaret Campbell](#) for details. Currently meeting face-to-face.

The Circular Sock Machine (CSM) Group meets the 4th Saturday of each month in the guild studio area from 10 am to 3 pm. Let [Aileen Campbell](#) know if you are interested in attending. All are welcome, including non-guild members.

## Lessons/classes






\*\*



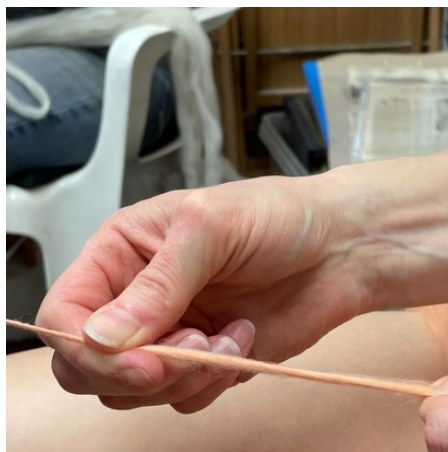
\*\*



\*\*



\*\*



\*\*



\*\*

## Beginning Spinning Classes:

Guild Beginning Spinning classes will start again on February 5th. Times are still 3:00-4:30 on Sunday afternoons. Two prospective students are already lined up!

Also, one of our students really wants to buy her own wheel to bring to class. If anyone is selling one, please let Mary Snelling know.

Gift certificates are also available as gifts. For questions, call Mary at 540-589-0173.

In the meantime, all spinners and folks who are curious about spinning are welcome to gather for Social Spinning at the same time every week: Sundays at 3PM.

To ensure someone is there to spin with, text Mary ahead of time!

## **Interested in selling your work at LibertyTown?**

If you are interested in selling and would like to have your items reviewed for approval, please complete the application on our [web site](#) in the members only section. This is an electronic submission and will go to the committee chairperson. You may also complete a paper submission. The forms are on the Bulletin Board at LT and in the Handbook which was recently distributed. Please leave your paper copy on the seat at Judy Klehm's loom. You will be contacted and told when to bring your items to Liberty Town. The \$10.00 review fee will be collected when you drop off your items to be reviewed. Future review dates will be scheduled. If you have any questions, please contact Judy Klehm at 540-842-1970 or [jwklehm@gmail.com](mailto:jwklehm@gmail.com)



# Membership & Dues

As of 01/05/2023, the guild has 50 members in full standing (dues are paid).

**Dues (\$30 annually, \$15 out of state & youth/student \$5) are due each year by September 30. Members who do not submit their dues by December 30th are removed from the guild's membership rolls.**

Payment by check is preferred (make payable to FSWG and mail to the guild at LibertyTown or leave in the guild mailbox at LibertyTown).

LibertyTown Arts Workshop

Attn: FSWG

916 Liberty Street

Fredericksburg, VA 22401

**Payment is possible by PayPal but please follow these instructions or PayPal will keep a portion of your money rather than crediting all of it to the guild:**

- 1. Go to PayPal.com and login. You may need to click on the "MyPayPal" icon to get to the money dashboard.**
- 2. Click on the "Send" icon.**
- 3. In the box asking for a name or email address for where you want the money to go, enter the guild's email address: [fswguild@gmail.com](mailto:fswguild@gmail.com)**
- 4. Type in the amount of money you want to send.**
- 5. In the "notes" box, enter in what the money is for, such as "donation", "August rent", or "annual guild dues".**
- 6. Click on "continue".**
- 7. When it asks what the payment is for, choose sending to a friend.**
- 8. Scroll until you can see the "Send Payment/Money Now" button and click on it.**

# **Guild Links**

[Guild Roster](#)

[Guild Library](#)

[Guild Equipment available to rent](#)

[Guild Handbook & By-Laws](#) (revised 2022)

[Guild Website](#)

[Handwoven Online Access Instructions](#)

[Face Book](#) (members only page)

[Instagram](#)

FSWG also has a presence on [Ravelry](#).

[Guild Calendar: if you would like an item added to the Guild calendar, please send the details to Aileen Campbell at \[specedt1@gmail.com\]\(mailto:specedt1@gmail.com\)](#)

## **Leadership (executive board members)**

President - Lesley Reynolds [president@fswguild.org](mailto:president@fswguild.org)

Vice President - Kara Peckar [vice\\_president@fswguild.org](mailto:vice_president@fswguild.org)

Secretary - Nicole White [secretary@fswguild.org](mailto:secretary@fswguild.org)

Treasurer - Denise Kash [treasurer@fswguild.org](mailto:treasurer@fswguild.org)

## **Additional Leadership**

Librarian - Denise Kash [librarian@fswguild.org](mailto:librarian@fswguild.org)

Membership - currently vacant

Hospitality - Mary Snellings [marysnellings@yahoo.com](mailto:marysnellings@yahoo.com)

Education/Outreach - Keren Pritchett [kjpritchett1@gmail.com](mailto:kjpritchett1@gmail.com)

Newsletter - Aileen Campbell [specedt1@gmail.com](mailto:specedt1@gmail.com)

MAFA Rep - Aileen Campbell [fswg\\_mafa\\_rep@fswguild.org](mailto:fswg_mafa_rep@fswguild.org)

## Fredericksburg Spinners and Weavers Guild

fswguild@gmail.com

0123456789



Fredericksburg Spinners and Weavers Guild | 916 Liberty St, Fredericksburg, VA 22401

[Unsubscribe {recipient's email}](#)