

---

**FSWG March 2023 Newsletter**

---

**Fredericksburg Spinners and Weavers Guild** <fswguild@gmail.com>

Mon, Mar 6, 2023 at 11:53 PM

Reply-To: fswguild@gmail.com

To: specedt1@gmail.com

[View online](#)

# March 2023 Newsletter

## Fredericksburg Spinners and Weavers Guild

Welcome one and all!

Code for Member Portal on the guild [website](#):

X^8Y5Rex

# In this issue...

Guild Meeting Information

From the President's Desk

What's in a Name?

On the Horizon (Fiber Festivals, Education/Outreach, Hospitality)

Tour de Fleece

Looking Back... next Scotland trip installment

More Looking Back

Weavers' Wisdom and Knitting Knots

Committee News

MAFA

Guild Groups Information

Lesson/Classes

Studio News

Selling Your Work at LibertyTown

Membership and Dues

Guild Links

Leadership Information





# Guild Membership Meeting/Program Info

## UPCOMING PROGRAMS

February Meeting Minutes link: <https://www.dropbox.com/s/13tnaxktvaul7vz/%282%29Feburary%202023.pdf?dl=0>

Zoom link for March Meeting :

[click here](#)

Meeting ID: 828 0528 9112

Passcode: 047038

**First, I want to thank Aileen Campbell for her terrific program on making Dorset buttons in February!** If you weren't able to attend, you can watch [Aileen's tutorial](#) on our [YouTube channel](#). Keep making buttons for the MAFA goody bags!

## MEETING LOCATION

We are now meeting at the Fredericksburg branch of the library (Caroline Street), Room #2 (in the basement.) There is ample parking behind the library. We made the switch because more people can fit in the meeting room. We will also continue to hold meetings in a hybrid format, allowing participation by people who, for whatever reason, cannot or prefer not to attend in person. To accommodate everyone's needs, we will have a variety of programs from now on. Some may be in-person only, some may be virtual, and some, like last month's Dorset button program, will be accessible either way.

One additional note: the meeting room we are using for monthly membership meetings is reserved until 3:30. Why not consider staying, visiting, and crafting after the guild meeting/program have concluded? Bring your lunch and extend the fun!

## UPCOMING PROGRAMS

**MARCH: Our program will be a short slide presentation on the growing trend of "visible mending."** It's not a how-to, although you can find plenty of tutorials on the internet if you look. Rather, it's a look at different types of visible and/or artistic mending techniques, from embroidery to patches to several types of darning. (I hope to offer a program or two later on that would actually teach some of these techniques!)



## From the President's Desk

Hello Everyone!

I hope everyone's February was as productive as mine when it comes to the making of our Dorset Buttons. I helped Aileen with the filming of the tutorial and I thought it was so good. I had to bookmark it so that I could refer back to it. I have spent most of my weekend downtime on buttons, and I think I'm growing a rather large collection. I would love to see all the great progress everyone is making, and I plan to bring mine to the March meeting for show and tell. I'm looking for sweater and other patterns that need buttons so that I can do some custom creations.

As we spring into March and ahead an hour (I was just getting used to the time change from November) we are approaching our traditional demo and festival season. We have Earth Day in April, Maryland Sheep and Wool in May, and at some point I hope we can get enough folks together to help with the barn loom for the Caroline County Fair. Don't forget the MAFA conference in June. That is quite a bit going on for the next few months. I think it is exciting that we are going to be able to get out there and show the region our wonderful artistry.

However, start planning now for October. LibertyTown is hosting Fiber IV this October. It will again be a juried show. For details [CLICK HERE](#).

See you all very soon,  
Lesley



Photo by Diego Jimenez on Unsplash

# On the Horizon...

## Fiber Festivals

First ever fiber festival is coming up soon (April 1st from 9 am to 5 pm) at the [Frontier Culture Museum](#) in Staunton, VA. This is the the biggest open-air living history museum in the Shenandoah Valley and it's awesome. I took my grandson there 6 years ago and he had a "grand" time. Check out all the festival details at <https://www.frontiarmuseum.org/2023-events/fiber-festival>

Scotchtown Fiber Festival - this growing festival (April 22nd from 10 am to 4 pm) is held at **Patrick Henry's Scotchtown** 16120 Chiswell Lane Beaverdam, VA 23015. <https://www.eventbrite.com/e/scotchtown-fiber-festival-tickets-494234557867>.

Also on April 22nd is the Frederick FiberFest (9 am to 4 pm). I could not find many details but here's what I did discover:  
<https://www.eventbrite.com/e/frederick-fiberfest-spring-2023-tickets-566764978307?aff=erelexpmit>

Maryland Sheep and Wool Festival, May 6-7, 2023, Howard County Fairgrounds, West Friendship, Maryland  
[sheepandwool.org/](http://sheepandwool.org/)

## From Education and Outreach:

Our next opportunity to demonstrate our talents is Saturday, April 22 at the Earth Day event at Old Mill Park. This is a free family festival that we have been participating in for many years.

The event is held from 11 - 4 pm. We will need to have our area ready by 10:30. I will be starting the sign up list at our next meeting.

Below are the dates for additional opportunities to show off your skills and demonstrate, so you can note these dates on your calendar. These are fun events to get to know other Guild members as well. More info to come as we get closer to the events.

Saturday, May 13 LIVING HISTORY EVENT at Port Royal, VA

Saturday, May 27 (Memorial Day weekend) INTERNATIONAL FAMILY DAY at James Monroe Museum, Fred. VA

Tuesday, July 4 FOURTH OF JULY at Port Royal, VA

Saturday, Oct 28. PORT ROYAL HISTORY DAY, Port Royal, VA




# What's in a Name?

We have been the **Fredericksburg Spinners and Weavers Guild** for most (but not all) of our history.

But should we consider changing our name to reflect the wider range of interests of our members? Please share your thoughts at the meeting. *(To be clear, no one has proposed that we should change our guild name, only that we should perhaps discuss the possibility.)*

# Team FSWG



## Tour de Fleece 2023

July 1 - July 23



# Tour de Fleece

## TOUR DE FLEECE – TEAM FSWG

July 1 – 23, 2023

**Are you a spinner? Join us for Tour de Fleece this year!** Tour de Fleece is an international spinning event that coincides with the Tour de France.

**History:** Some years ago, a group of spinners on Ravelry decided to challenge themselves to spin everyday while watching the Tour de France on television. Within a few years, spinners from around the world were joining in. Today, many of the participants have no particular interest in the actual Tour de France but look forward to spending about three weeks working toward a spinning goal of their own choice. The event is still coordinated on Ravelry.

### **Tour de Fleece Guidelines (not rules):**

- Spin every day the Tour rides, if possible (July 1 through July 23, with two days of rest, just like the actual tour.)
- Set your own goal(s.)
- Spin something challenging on the challenge days (usually the toughest high mountain stages; there are usually two.)

**Team FSWG:** You can participate in Tour de Fleece as an individual, but being part of a team offers camaraderie and mutual encouragement in achieving the goals you set for yourself. (Teams do not compete against each other; they are more like groups.) Team FSWG is open to spinners of any skill level throughout our area, whether or not they are Guild members. (But we hope to entice them to join!) Kara Pekar and Mary Snellings are your co-captains for 2023. We are still working out the details, but here's a preview of what we're planning:

- Weekly spin-ins at the studio
- Spin-ins at Port Royal's 4th of July event and at the studio on First Friday (July 7)
- At least one or two virtual spin-ins
- A chat thread on our Ravelry page
- Prizes! (random drawing)
- Participation in any of the above is voluntary, not required.

### **What to do now:**

- Think about whether spinning with a supportive group and challenging yourself to spin daily for three weeks sounds like fun. If it does, mark your calendar!
- We will send out more information on signing up, setting goals, and participating once the event is officially announced on Ravelry.
- In June, we'll start sending weekly reminders, so you are all ready to start on July 1!
- If you want to prep a fleece or dye fiber ahead of time, start planning that phase in the next few months. But it's perfectly fine to use purchased fiber that is ready to spin.

**Questions?** Contact Kara Pekar at [vice\\_president@fswguild.org](mailto:vice_president@fswguild.org) .

# Looking Back...



Turf House




Turf House Interior



Turf House Entrance



Hillwalkin Terrain



Glencoe



Scottish Highlands

Guild members Linda George and Mary Hardy travelled on an adventure to Scotland last fall. Here's the fifth installment from their fluffy travels...

### Journey On...



One of the most dramatic, beautiful, and historic places we visited was Glencoe. From the bus window the mountains are stark and rocky, with small rivers and waterfalls running to the valley. The skies changed from sunny and blue to massive dramatic clouds in just a few minutes. It's a wonderful place for hiking and hillwalking but you must be prepared for the weather changes and rough country. We saw mountain rescue out searching for someone in the mountains. We stopped at overlooks to enjoy the scenery. We also stopped at a wonderful visitor center - with 2 very informative videos. The first was about the Glencoe massacre of 1692; Scottish government troops spent 2 weeks sharing the homes and hospitality of the MacDonald clan and in the early morning of February 13th they woke up and killed them all, men, women and children.

The second video was much more up beat. A group of people got together to build a turf house using all the old methods. The house is open to see at the visitor center and it really seems quite comfortable. There is an amazing view as you come out of the house.

If you ever get a chance to tour the Highlands make sure you take a drive through Glencoe.

Linda

Photos by Linda and Mary.



## More looking back...

Last fall our guild had the opportunity to demonstrate at Chatham Manor on a particularly fine day. Bonny Davia was in charge of the table loom and she encouraged lots of passers-by to try their hand at weaving. Take a look!

## Weavers' Wisdom

1. If you store woolens in plastic bags, remember that moth crystals will soften plastic.
2. Give your loom, like your automobile, a periodic inspection to check for loosened bolts, sticky heddle bars and signs of potential breakdown.
3. Do not use fluorescent light when photographing your weaving. It distorts the colors.
4. Fabrics woven in tabby are the strongest, but the stiffest and least insulating. They do not drape well, and crease more easily compared with other weaves used under the same conditions.

# Knitting Knots

We recently had a post offering sweaters to be recycled so this seems like a timely offering...

## Straightening curly yarn:

To recycle used yarn and remove kinks, run it through an I,provided steamer. Take a large coffee can and punch two holes on opposite curved sides, near the top. Fill the can halfway with water and bring the water to a boil directly on the stove. Thread a yarn end through the holes from one side to the other. Pull the yarn through, steaming it as it passes through the heat. When the yarn has dried, wind it into a ball and reuse.

## Another yarn recycling tip:

After unraveling the yarn from an old sweater or totter knitted item, wind it loosely around a cake cooling rack, then dip the rack into water and let the whole thing dry. All the kinks will be automatically smoothed out and the yarn will be ready to wind into balls.

## Fresh wool from recycled sweaters:

Unraveled yarn from old hand knitted sweaters comes out looking and knitting like brand new wool if you loosely wrap it into skeins, tie each skein in four places, then soak the skeins in warm soapy water, agitating as little as possible. Rinse thoroughly and hang to dry. Then wind into balls.

# Committee News

## **Guild Engagement Committee**

The next scheduled meeting will be March 30th at 7 PM.

**All guild members are welcome to attend.**

The purpose of this committee is to explore and promote ways in which the guild can support its members' fiber interests, as well as grow the guild and expand its reach into the local community.

Zoom link:

<https://us02web.zoom.us/j/89028356071?pwd=aHo2aUlwQXZTNDRhbmJKZnZIWEs5Zz09>

Meeting ID: 890 2835 6071

Passcode: 720624

All meeting dates can be found on the guild calendar on our website  
([www.fswguild.org](http://www.fswguild.org))





# MAFA:

## June 2023 Conference News:

The latest MAFA info (their bi-monthly newsletter) has been saved to the guild's Dropbox folder. That newsletter can also be found [here](#).

Registration for this summer's conference opened Saturday, Feb 4th. While several classes are full, many still have spots, so check out the class schedule [here](#) if you are considering going. After the beginning of April, a late registration fee is charged.

## MAFA Virtual!


Also, remember that **MAFA Virtual!** signups for classes are on-going! The purpose of MAFA Virtual! is to make classes and workshops available for everyone to participate in, regardless of ability to attend the conference in person.

LEARN ALL ABOUT **MAFA VIRTUAL** [HERE](#).

Questions? Email [virtual@mafafiber.org](mailto:virtual@mafafiber.org)

**MAFA VIRTUAL** Registration for all classes and lectures will be on [Lessonface](#). [CLICK HERE](#) for class details and to register. Classes for the beginning of this year (dates listed are beginning dates if there are multiple class sessions):

- Spinning for a Project - How to plan & execute a project using your handspun with a commercial pattern (\$150) Mar 9
- Weave a Twill Gamp with Color & Weave Effects (\$10) Mar 16
- Jogakbo - the Art of Wishing Happiness (\$70) Mar 25
- 
- **Free Your Mind - Public Textile Social Justice Art Project (free) March 28, 2023, 7p.m.:** Free Your Mind - Public Textile Social Justice Art Project, with Theda Sandiford Free Your Mind is a public textile art project aiming to collect, exhibit, embed and release personal narratives about Microaggressions in a multi-sensory installation. MAFA News March/April 2023 Page 3 Microaggressions are subtle, intentional, and oftentimes unintentional, everyday interactions or behaviors that communicate hostile, derogatory or negative messages or assumptions toward historically marginalized groups. The weight of these daily interactions underpins very real consequences... stress, anger, frustration, self-doubt and ultimately feelings of powerlessness and invisibility. This project exposes these interactions to provide a release for the viewer. Theda Sandiford is an award-winning self-taught fiber and installation artist based in Jersey City, NJ. Community art making is key to her process. Theda curates' multi-disciplinary experiences pairing people, sound and



## Guild Groups

Our guild has four active fiber groups, in addition to lessons being taught in the guild studio. If you are interested in joining a group or finding out more about a group, each group's particulars are below:

**Sock Knitting Group** meets Mondays from about noon to 3-4 pm. in the guild studio space. Contact [Fran Slaterbeck](#) for more information. Some meetings may be via Zoom.

The **Weavers Study Group** is open to all weavers. **This year we are studying Blocks and Profile Drafts. We are following along with the Jane Stafford School of Weaving course.** The group is currently meeting via Zoom on the third Sunday of the month at 1:00pm. Contact: Diane Kowalski, [Diane@wovengems.com](mailto:Diane@wovengems.com)

**Knitting Group** meets Friday from 1PM to 3PM in the guild studio space. Contact [Margaret Campbell](#) for details. Currently meeting face-to-face.

The Circular Sock Machine (CSM) Group meets the 4th Saturday of each month in the guild studio area from 10 am to 3 pm. Let [Aileen Campbell](#) know if you are interested in attending. All are welcome, including non-guild members.


## Lessons/classes



\*\*



\*\*



\*\*



\*\*



\*\*



\*\*

## Beginning Spinning Classes:

Beginner Spinning classes are off to a great start this year. Lori and Mary returned to offering classes in February with a new and improved curriculum. We had one new student in February, Jess, who has joined the guild - please make her feel welcome! We have two new students in March, Molly and Lauren. We hope to convert them to membership soon- keep an eye out to show them your kindness and support as well. We have a potential for up to four additional spinners in April. Please pass the word to any friends or neighbors you have that may want to learn to spin. Classes are \$150 for a minimum of "4" lessons of at least 90 minutes. We provide the spindles and wheels and and fiber. Classes are held on Sunday afternoons 3:00-4:30, and are often followed by social time at Blue Cow ice cream parlor! Guild members are welcome to join us at any time. Call or Text Mary Snellings for more information: 540-589-0173.

# Studio News

**The guild studio at Liberty Town is open to all guild members!**

Be sure to peruse our extensive library of books and magazines regarding all things fiber. **A list of all 88 new books recently added to our library can be found [here](#).** A comprehensive and searchable list of our entire library inventory is available in the guild's drobox account. Or just [click here](#) to view it.

Besides our **library**, there is an area for individuals or small groups to sit, shelves full of guild inventory, boxes for guild officers and those who rent space from the guild, as well as looms/spinning wheels that belong to those who are renting guild space.

The **studio's trashcan transformation** is still on hold. Sorry everyone but so many life events have gotten in the way.

\*\*Please remember that no food items should be put in the guild trashcan unless you empty it before leaving for the day. Food refuse may be deposited in the LibertyTown trashcans. Replacement bags are in the white cabinet adjacent to the refrigerator.\*\*

## **Interested in selling your work at LibertyTown?**

If you are interested in selling and would like to have your items reviewed for approval, please complete the application on our [web site](#) in the members only section. This is an electronic submission and will go to the committee chairperson. You may also complete a paper submission. The forms are on the Bulletin Board at LT and in the Handbook which was recently distributed. Please leave your paper copy on the seat at Judy Klehm's loom. You will be contacted and told when to bring your items to Liberty Town. The \$10.00 review fee will be collected when you drop off your items to be reviewed. Future review dates will be scheduled. If you have any questions, please contact Judy Klehm at 540-842-1970 or [jwklehm@gmail.com](mailto:jwklehm@gmail.com)

# Membership & Dues

As of 03/06/2023, the guild has 52 members in full standing (dues are paid).

**Dues (\$30 annually, \$15 out of state & youth/student \$5) are due each year by September 30. Members who do not submit their dues by December 30th are removed from the guild's membership rolls.**

Payment by check is preferred (make payable to FSWG and mail to the guild at LibertyTown or leave in the guild mailbox at LibertyTown).

LibertyTown Arts Workshop

Attn: FSWG

916 Liberty Street

Fredericksburg, VA 22401

**Payment is possible by PayPal but please follow these instructions or PayPal will keep a portion of your money rather than crediting all of it to the guild:**

- 1. Go to PayPal.com and login. You may need to click on the “MyPayPal” icon to get to the money dashboard.**
- 2. Click on the “Send” icon.**
- 3. In the box asking for a name or email address for where you want the money to go, enter the guild’s email address: [fswguild@gmail.com](mailto:fswguild@gmail.com)**
- 4. Type in the amount of money you want to send.**
- 5. In the “notes” box, enter in what the money is for, such as “donation”, “August rent”, or “annual guild dues”.**
- 6. Click on “continue”.**
- 7. When it asks what the payment is for, choose sending to a friend.**
- 8. Scroll until you can see the “Send Payment/Money Now” button and click on it.**



## **Guild Links**

[Guild Roster](#)

[Guild Library](#)

[Guild Equipment available to rent](#)

[Guild Handbook & By-Laws](#) (revised 2022)

[Guild Website](#)

[Handwoven Online Access Instructions](#)

[Face Book](#) (members only page)

[Instagram](#)

FSWG also has a presence on [Ravelry](#)

[Guild Calendar: if you would like an item added to the Guild calendar, please send the details to Aileen Campbell at \[specedt1@gmail.com\]\(mailto:specedt1@gmail.com\)](#)

### **Leadership (executive board members)**

President - Lesley Reynolds [president@fswguild.org](mailto:president@fswguild.org)

Vice President - Kara Peckar [vice\\_president@fswguild.org](mailto:vice_president@fswguild.org)

Secretary - Nicole White [secretary@fswguild.org](mailto:secretary@fswguild.org)

Treasurer - Denise Kash [treasurer@fswguild.org](mailto:treasurer@fswguild.org)

### **Additional Leadership**

Librarian - Denise Kash [librarian@fswguild.org](mailto:librarian@fswguild.org)

Membership - currently vacant

Hospitality - Mary Snellings [marysnellings@yahoo.com](mailto:marysnellings@yahoo.com)

Education/Outreach - Keren Pritchett [kjpritchett11@gmail.com](mailto:kjpritchett11@gmail.com)

Newsletter - Aileen Campbell [specedt1@gmail.com](mailto:specedt1@gmail.com)

MAFA Rep - Aileen Campbell [fswg\\_mafa\\_rep@fswguild.org](mailto:fswg_mafa_rep@fswguild.org)



# Fredericksburg Spinners and Weavers Guild

[fswguild@gmail.com](mailto:fswguild@gmail.com)

0123456789



Fredericksburg Spinners and Weavers Guild | 916 Liberty St, Fredericksburg, VA 22401

[Unsubscribe](#) [specedt1@gmail.com](mailto:specedt1@gmail.com)