
FSWG April 2023 Newsletter

1 message

Fredericksburg Spinners and Weavers Guild <fswguild@gmail.com>

Mon, Apr 3, 2023 at 9:11 PM

Reply-To: fswguild@gmail.com

To: specedt1@gmail.com

[View online](#)

April 2023 Newsletter Fredericksburg Spinners and Weavers Guild

Welcome one and all!

Code for Member Portal on the guild [website](#):

X^8Y5Rex

(the Member Portal is your gateway to guild newsletters, the roster, the guild's subscription to Handwoven magazine, and guild forms)

In this issue...

Guild Meeting Information

From the President's Desk

On the Horizon (Fiber Festivals, Education/Outreach, Hospitality)

Tour de Fleece

Looking Back...Scotland detour ahead!

Committee News

MAFA

Guild Groups Information

Lesson/Classes

Studio News

Bits and Pieces (new)

Guild T-Shirts & other Guild Logo Merch (new)

Selling Your Work at LibertyTown

Membership and Dues

Guild Links

Leadership Information



Guild Membership Meeting/Program Info

UPCOMING PROGRAMS

March Meeting Minutes link: pending

March Meeting Video link: pending

Zoom link for March Meeting :

[click here](#)

Meeting ID: 828 0528 9112

Passcode: 047038

MEETING LOCATION

Just a reminder that we are now meeting at the Fredericksburg branch of the library (Caroline Street), Room #2 (in the basement.) There is ample parking behind the library. We will continue to hold meetings in a hybrid format, allowing participation by people who, for whatever reason, cannot or prefer not to attend in person.

One additional note: beginning in May, the meeting room we are using for monthly membership meetings is reserved until 3:30. Why not consider staying, visiting, and crafting after the guild meeting/program have concluded? Bring your lunch and extend the fun!

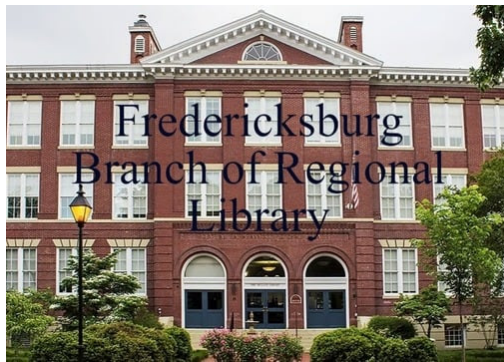
UPCOMING PROGRAMS

APRIL: The founders of Loose Ends will talk to us via Zoom about their organization, which matches volunteer crafters with projects left unfinished when a knitter or crocheter passes away or becomes disabled. The volunteers then finish the projects for the friends or relatives of the original maker. The group started with knitting and crochet and have since expanded to other fiber crafts.

Other programs on the horizon include:

MAY: A presentation on **loom knitting** by our own Abby Pasinski. Did you know you can make anything from socks to blankets on a knitting loom?

JUNE: A class on inkle loom weaving with Bonny Davia.



From the President's Desk

Hello Everyone!


I want to wish one and all a glorious Spring and issue a reminder to be planning now for October.

LibertyTown is hosting Fiber IV this October. It will again be a juried show. For details [CLICK HERE](#).

See you all this Saturday,

Lesley

On the Horizon...



Fiber Festivals

Scotchtown Fiber Festival - this growing festival (April 22nd from 10 am to 4 pm) is held at **Patrick Henry's Scotchtown** 16120 Chiswell Lane Beaverdam, VA 23015.

<https://www.eventbrite.com/e/scotchtown-fiber-festival-tickets-494234557867>.

Also on April 22nd is the Frederick FiberFest (9 am to 4 pm). I could not find many details but here's what I did discover:

<https://www.eventbrite.com/e/frederick-fiberfest-spring-2023-tickets-566764978307?aff=erelexpmlt>

Maryland Sheep and Wool Festival, May 6-7, 2023, Howard County Fairgrounds, West Friendship, Maryland

sheepandwool.org/



Education and Outreach from Keren Pritchett

Georgette Champagne and I traveled to the Caroline Co. Fairgrounds on March 21st to meet Macine Williams and check out the old Barn Loom. It was a fun trip and we spent the afternoon attaching treadles, tying warp ends together and trying to figure out the workings of this loom. There are still some stabilization issues and other repairs which Macine will attend to, but overall the loom seems operable. I see another trip out there to figure out how to advance the back sectional beam, get the warp tied on in front and get the unfinished rug off.



Other Upcoming Events

EARTH DAY at Old Mill Park is not far away! Saturday, April 22 from 11 - 4 pm. I started a signup sheet at our last meeting, and anyone else who would like to attend please let me know. So far we have members demonstrating weaving, spinning and knitting. You are welcome to help out all day or for just a few hours.

Other upcoming events for the next few months are:

Saturday, May 13 Port Royal Living History event

Saturday, May 27 International Family Day at James Monroe Museum


Tuesday, July 4 Port Royal 4th of July event

More info about these and future requests at our next meeting.

Hospitality Happenings

Many thanks to everyone who has signed up so far to provide snack at the Guild meetings on 2nd Saturdays. Last month Kara Pekar and Bonny Davia delighted us with brownies, cheese, crackers, nuts, and fruit with dip. Thanks for the excellent refreshment, we had all the strength we needed to complete our Dorset buttons! Additional volunteers are still needed for future guild meetings, INCLUDING THE MARCH MEETING ON SATURDAY. Signing up is easy with Sign-up Genius, just search by my email address (marysnellings@yahoo.com) or look for FSWG HOSPITALITY. For any questions, contact Mary Snellings @540-589-0173.

Team FSWG



Tour de Fleece 2023

July 1 - July 23



Tour de Fleece

TOUR DE FLEECE – TEAM FSWG

July 1 – 23, 2023

Are you a spinner? Join us for Tour de Fleece this year! Tour de Fleece is an international spinning event that coincides with the Tour de France.

History: Some years ago, a group of spinners on Ravelry decided to challenge themselves to spin everyday while watching the Tour de France on television. Within a few years, spinners from around the world were joining in. Today, many of the participants have no particular interest in the actual Tour de France but look forward to spending about three weeks working toward a spinning goal of their own choice. The event is still coordinated on Ravelry.

Tour de Fleece Guidelines (not rules):

- Spin every day the Tour rides, if possible (July 1 through July 23, with two days of rest, just like the actual tour.)
- Set your own goal(s.)
- Spin something challenging on the challenge days (usually the toughest high mountain stages; there are usually two.)

Team FSWG: You can participate in Tour de Fleece as an individual, but being part of a team offers camaraderie and mutual encouragement in achieving the goals you set for yourself. (Teams do not compete against each other; they are more like groups.) Team FSWG is open to spinners of any skill level throughout our area, whether or not they are Guild members. (But we hope to entice them to join!) Kara Pekar and Mary Snellings are your co-captains for 2023. We are still working out the details, but here's a preview of what we're planning:

- Weekly spin-ins at the studio
- Spin-ins at Port Royal's 4th of July event and at the studio on First Friday (July 7)
- At least one or two virtual spin-ins
- A chat thread on our Ravelry page
- Prizes! (random drawing)
- Participation in any of the above is voluntary, not required.

What to do now:

- Think about whether spinning with a supportive group and challenging yourself to spin daily for three weeks sounds like fun. If it does, mark your calendar!
- We will send out more information on signing up, setting goals, and participating once the event is officially announced on Ravelry.
- In June, we'll start sending weekly reminders, so you are all ready to start on July 1!
- If you want to prep a fleece or dye fiber ahead of time, start planning that phase in the next few months. But it's perfectly fine to use purchased fiber that is ready to

Scotland Detour

Guild members Linda George and Mary Hardy travelled on an adventure to Scotland last fall. Circumstances have dictated that a detour is in effect for this month and no Scotland update is available. Be sure and check next month's newsletter for the sixth installment of their Scottish adventure!

Journey on...

Committee News

Guild Engagement Committee

The next scheduled meeting will be May 4th at 7 PM.

All guild members are welcome to attend.

The purpose of this committee is to explore and promote ways in which the guild can support its members' fiber interests, as well as grow the guild and expand its reach into the local community.

Zoom link:

<https://us02web.zoom.us/j/89028356071?pwd=aHo2aUlwQXZTNDRhbmJKZnZIWEs5Zz09>

Meeting ID: 890 2835 6071

Passcode: 720624

All meeting dates can be found on the guild calendar on our website

(www.fswguild.org)

From Kara Pekar

Tips for using a blending board to make rolags or batts:

1. If you are using the blending board on a table, set it on a square of nonskid shelf liner to keep it from sliding around.
2. If you are making a batt, put a stiffish piece of tulle on the board, and use a paintbrush or scrub brush to push the tulle flat to the board's surface. Then add your fiber. When you are done, lift the tulle to easily remove the batt.
3. If your rolags don't slide off the dowels easily, try the following:
 - A) Sand the dowels with very fine-grit sandpaper to make them smoother.
 - B) Try sliding the rolag off in the other direction; the grain may be less resistant in one direction than the other.
 - C) Try using metal or plastic knitting needles instead of wooden dowels. Size 15 or 17 works well.
4. If you are using multiple colors of fiber in columns, make sure you overlap the edges so the rolag or batt doesn't separate along the dividing line.

MAFA:

June 2023 Conference News:

The latest MAFA info (their bi-monthly newsletter) has been saved to the guild's Dropbox folder. That newsletter can also be found [here](#).

Registration for this summer's conference opened Saturday, Feb 4th. While several classes are full, many still have spots, so check out the class schedule [here](#) if you are considering going. After the beginning of April, a late registration fee is charged.

MAFA Virtual Mini Conference registration opened last Saturday. All the info you need to check it out can be found at mafafiber.org or click [HERE](#). Let me know if you have any questions!

MAFA Virtual!

Also, remember that **MAFA Virtual!** signups for classes are on-going! The purpose of MAFA Virtual! is to make classes and workshops available for everyone to participate in, regardless of ability to attend the conference in person.

LEARN ALL ABOUT **MAFA VIRTUAL** [HERE](#).

Questions? Email virtual@mafafiber.org

MAFA VIRTUAL Registration for all classes and lectures will be on [Lessonface](#). [CLICK HERE](#) for class details and to register. Classes for the beginning of this year (dates listed are beginning dates if there are multiple class sessions):

- Paint Two, Beam One: Painting Two Warps & Weaving Them as One (\$50) Apr 28
- Learn to Use Weaving Design Software (Fiberworks) (\$200) May 2

MAFA MOVIE NIGHTS will take place on Zoom, on the second Wednesday of each month, at 7 p.m. Eastern. Sign up at movies@mafafiber.org to receive reminder emails and the Zoom link for these movies.

Save the Date: The MAFA 2023 Conference will be held at Millersville University (near Lancaster, PA), June 22 - 25, 2023.



Toni Lipe and her circular sock machine

Guild Groups

Our guild has four active fiber groups, in addition to lessons being taught in the guild studio. If you are interested in joining a group or finding out more about a group, each group's particulars are below:

Sock Knitting Group meets Mondays from about noon to 3-4 pm. in the guild studio space. Contact [Fran Slaterbeck](#) for more information. Some meetings may be via Zoom.

The **Weavers Study Group** is open to all weavers. **This year we are studying Blocks and Profile Drafts. We are following along with the Jane Stafford School of Weaving course.** The group is currently meeting via Zoom on the third Sunday of the month at 1:00pm. Contact: Diane Kowalski, Diane@wovengems.com

Knitting Group meets Friday from 1PM to 3PM in the guild studio space. Contact [Margaret Campbell](#) for details. Currently meeting face-to-face.

The Circular Sock Machine (CSM) Group meets the 4th Saturday of each month in the guild studio area from 10 am to 3 pm. Let [Aileen Campbell](#) know if you are interested in attending. All are welcome, including non-guild members.

Lessons/classes



**



**



**



**



**



**

Beginning Spinning Classes:

Beginning Spinning class is in full swing for 2023! We've had 3 spinners complete the course so far and two more enrolled for April. We have about 4-6 more on the "interested" list but we'd love to have more - tell your friends about the class or sign up yourself by contacting Mary at 540-589-0173 or marysnellings@yahoo.com. We will be starting the May class on May 14 after our "field trip" to Maryland Sheep and Wool Festival on May 6-7. Lori and I will both be attending the show. If anyone wants help trying out spinning wheels or picking out tools, fiber, or yarn, just let us know and we are happy to "enable" you!! We are especially looking forward to visiting the new Electric Eel Wheel (EEW) booth! Susan's Fiber shop is always a favorite, plus the fleece sale, and Lori's favorite, the used equipment auction! We will also be looking for spinning buddies on Saturday evening... just let us know if you want to hang out!

Studio News

The guild studio at Liberty Town is open to all guild members!

Be sure to peruse our extensive library of books and magazines regarding all things fiber. **A list of all 88 new books recently added to our library can be found [here](#).** A comprehensive and searchable list of our entire library inventory is available in the guild's drobox account. Or just [click here](#) to view it.

Besides our **library**, there is an area for individuals or small groups to sit, shelves full of guild inventory, boxes for guild officers and those who rent space from the guild, as well as looms/spinning wheels that belong to those who are renting guild space.

The **studio's trashcan transformation** is almost a done deal - really!! We will let you know when it's complete for all to admire.

Please remember that no food items should be put in the guild trashcan unless you empty it before leaving for the day. Food refuse may be deposited in the LibertyTown trashcans. Replacement bags are in the white cabinet adjacent to the refrigerator.

Bits and Pieces

First Fridays at LibertyTown - First Friday of each month is an event to celebrate art, community, and Downtown Fredericksburg. LibertyTown participates in First Friday and would love for our guild to have a few members in residence in the guild studio space during First Fridays. For more information on First Fridays, check [this](#) out. Having someone in the guild to coordinate this would be a terrific way to help the guild and get to know other guild members while only taking up a few minutes each month. If you are willing to consider handling this, please contact Mary Snellings at 540-589-0173 or marysnellings@yahoo.com for details.

A big thank you goes out to Beverley Zepp and Peg Waters for delivering yarn and related donations to [Community Threads](#), a local off-shoot of From the Heart. Community Threads' mission is to serve the community by providing items of warmth, comfort, and dignity, hand-crafted by volunteers and clothing donated by neighbors.

Facebook - all guild members are encouraged to join the [guild's private Facebook page](#).

Dorset Button project - the button project is in full swing! Please bring any buttons that you have completed to guild meeting this Saturday or drop them off in the container in the Newsletter Editor's cubby at the guild studio. Final collection will be in May then the buttons will be paired with a guild business card and captured in a zip lock baggie before zooming off to the June MAFA conference.

T-Shirts and other items with our Guild Logo

Well, Judy Klehm figured out an easy way for all guild members to order their own merchandise with the guild logo on it! Judy ordered her shirt from Zazzle - she played around with placement and size of the logo and voila! a really cool shirt! A few of the guild engagement committee also ordered shirts to test the quality and speediness - all was quite satisfactory!

So, how to order your own? An easy, peasy way is to follow [this link to Zazzle](#), as the logo is already on a shirt. Then play with the many choices of type of T-shirt, colors, sizes, etc. You can even order aprons, tote bags, and a myriad of other items! Then order and wait until your package arrives.

Or, you can access the jpeg file for the logo in the guild's dropbox by [clicking here](#). Copy the file and use to create your own items at sites like Cafe Press, Zazzle, etc. Thank you Judy!!!



Interested in selling your work at LibertyTown?

If you are interested in selling and would like to have your items reviewed for approval, please complete the application on our [web site](#) in the members only section. This is an electronic submission and will go to the committee chairperson. You may also complete a paper submission. The forms are on the Bulletin Board at LT and in the Handbook which was recently distributed. Please leave your paper copy on the seat at Judy Klehm's loom. You will be contacted and told when to bring your items to Liberty Town. The \$10.00 review fee will be collected when you drop off your items to be reviewed. Future review dates will be scheduled. If you have any questions, please contact Judy Klehm at 540-842-1970 or jwklehm@gmail.com

Membership & Dues

As of 04/02/2023, the guild has 53 members in full standing (dues are paid).

Dues (\$30 annually, \$15 out of state & youth/student \$5) are due each year by September 30. Members who do not submit their dues by December 30th are removed from the guild's membership rolls.

Payment by check is preferred (make payable to FSWG and mail to the guild at LibertyTown or leave in the guild mailbox at LibertyTown).

LibertyTown Arts Workshop

Attn: FSWG

916 Liberty Street

Fredericksburg, VA 22401

Payment is possible by PayPal but please follow these instructions or PayPal will keep a portion of your money rather than crediting all of it to the guild:

- 1. Go to PayPal.com and login. You may need to click on the “MyPayPal” icon to get to the money dashboard.**
- 2. Click on the “Send” icon.**
- 3. In the box asking for a name or email address for where you want the money to go, enter the guild’s email address: fswguild@gmail.com**
- 4. Type in the amount of money you want to send.**
- 5. In the “notes” box, enter in what the money is for, such as “donation”, “August rent”, or “annual guild dues”.**
- 6. Click on “continue”.**
- 7. When it asks what the payment is for, choose sending to a friend.**
- 8. Scroll until you can see the “Send Payment/Money Now” button and click on it.**

Guild Links

[Guild Roster](#)

[Guild Library](#)

[Guild Equipment available to rent](#)

[Guild Handbook & By-Laws](#) (revised 2022)

[Guild Website](#)

[Handwoven Online Access Instructions](#)

[Face Book](#) (members only page)

[Instagram](#)

FSWG also has a presence on [Ravelry](#)

[Guild Calendar: if you would like an item added to the Guild calendar, please send the details to Aileen Campbell at \[specedt1@gmail.com\]\(mailto:specedt1@gmail.com\)](#)

Leadership (executive board members)

President - Lesley Reynolds president@fswguild.org

Vice President - Kara Peckar vice_president@fswguild.org

Secretary - Nicole White secretary@fswguild.org

Treasurer - Denise Kash treasurer@fswguild.org

Additional Leadership

Librarian - Denise Kash librarian@fswguild.org

Membership - currently vacant

Hospitality - Mary Snellings marysnellings@yahoo.com

Education/Outreach - Keren Pritchett kjpritchett11@gmail.com

Newsletter - Aileen Campbell specedt1@gmail.com

MAFA Rep - Aileen Campbell fswg_mafa_rep@fswguild.org

Fredericksburg Spinners and Weavers Guild

fswguild@gmail.com

0123456789



Fredericksburg Spinners and Weavers Guild | 916 Liberty St, Fredericksburg, VA 22401

Unsubscribe specedt1@gmail.com