



[View online](#)



June 2023 Newsletter Fredericksburg Spinners and Weavers Guild

Welcome everyone!

Code for Member Portal on the guild [website](#):

X^8Y5Rex

(the Member Portal is your gateway to guild newsletters,
the roster, the guild's subscription to Handwoven
magazine, and guild forms)

In this issue...

Guild Meeting Information

From the President's Desk

On the Horizon (Fiber Festivals, Education/Outreach, Hospitality)

Tour de Fleece update

Looking Back...the next Scotland installment is detoured for a bit

Committee News

MAFA

Guild Groups Information

Lesson/Classes

Studio News

Bits and Pieces (new)

Guild T-Shirts & other Guild Logo Merch (new)

Selling Your Work at LibertyTown

Membership and Dues

Guild Links

Leadership Information



Guild Membership Meeting/Program Info

UPCOMING PROGRAMS

May Meeting Minutes link:[click here](#)

May Video link: not available due to technical issues

Zoom link for May Meeting :

[click here](#)

Meeting ID: 828 0528 9112

Passcode: 047038

Meetings begin at 10 AM and generally conclude shortly after noon.

VP's REPORT:

MEETING LOCATION

Just a reminder that we continue to meet at the Fredericksburg branch of the library on Caroline Street, in Room #2 (in the basement.) There is ample parking behind the library.

Hybrid meetings: Unfortunately, we ran into a bit of difficulty coordinating with MAFA to get a We will continue to hold meetings in a hybrid format, allowing participation by people who, for whatever reason, cannot or prefer not to attend in person.

UPCOMING PROGRAMS

Saturday, June 10: Bonny Davia will teach a class on inkle weaving, beginning at 11:30 a.m. at the library following our June meeting. This class will take several hours.

Hopefully you responded to the survey [it closed Sunday, 6/4], to let Bonny know you are planning to attend, and give her some idea of how many people to expect. There will be several inkle looms available to share during the class. There are one or two looms available to purchase after the class, if you are interested. (Minimum donation: \$75.00 - retail price for new ones are generally in excess of \$100 plus shipping)

Other programs on the horizon include:

AUGUST: MAFA Conference report and show-and-tell. We'll hear from our members who are attending the in-person and virtual MAFA conferences.

If you're attending either one, please be prepared to share your experience –and take pictures during the in-person conference if you can!

SEPTEMBER: Our annual **picnic and yard sale**

DECEMBER: Our annual **holiday gathering and secret-elf gift exchange**

If you have an idea for a program, class, or workshop, please let me know! You can email me at vice_president@fswguild.org.

Finally, make sure you check out the updated Tour de Fleece announcement in this newsletter! The sign-up post is up on Ravelry, and it's time to start planning your goals and prepping your wheel and fiber!

<http://aspinnerweaver.blogspot.com/2010/07/meet-my-family-of-inkle-ooms.html>





From the President's Desk

HAPPY almost summer friends! I hope everyone is doing well and enjoyed Maryland Sheep and Wool if you were able to attend. I had a family event in North Carolina that weekend so I had to miss. That's okay though, even my non-fiber friends were sending me links to the NPR piece on the Sheep to Shawl contest.

I'm hoping the issues with the MAFA Zoom link has been fixed. I was looking forward to "dropping in" from Port Royal, but I also encountered the issue. It was a really excellent day. The rain stayed at bay until the last 20 minutes of the day. If you've never been to either the Port Royal 4th of July or a Living History Day, it is a wonderful opportunity to get your love of fiber out for the public to see. I find the "crowds" to be laid back and not intrusive. If you can, please consider joining me for the 4th. The day is short and goes by very fast (10-2), and it is a wonderful drive. They even set up the tents and have chairs for us; they really do take very good care of us.


Hope to see you all at the meeting!

Lesley



I've included a picture from the Port Royal Museum porch where I spent my day demonstrating spinning.

On the Horizon...



Education and Outreach

from Keren Pritchett

Education & Outreach from Keren Pritchett

A big thank you to Mary Snellings and Lori Green for participating in the International Family Day event at the James Monroe Museum last Saturday. I spoke with Lindsey at the museum and she was very happy with how it all went. Our woven bookmark craft was a hit as well. We will be getting a check from them soon.

Upcoming opportunities to volunteer for the summer are:


The Caroline Co. Fair, June 21 - 24 to weave on the Barn loom. More info on this at the meeting.
Fourth of July in Port Royal.

Hospitality Happenings

Many thanks to everyone who has signed up for snack duty last month at the guild meeting. We still have openings, so if you wish to participate call or text Mary Snellings or us Sign-up Genius by looking for FSWG Hospitality or Mary's name.snack at the

For any questions, contact Mary Snellings @540-589-0173.

Team FSWG



Tour de Fleece 2023

July 1 - July 23



Tour de Fleece

Sign up to spin with Team FSWG for Tour de Fleece!

UPDATE: You can now sign up for Team FSWG on Ravelry!

<https://www.ravelry.com/discuss/fredericksburg-spinners-and-weavers-guild-fswg/topics/4258614>

If you don't have a Ravelry account, it's easy to sign up. If you need help, contact Kara or Mary at the email addresses below.

What is Tour de Fleece?

It's a celebration of all things spinning that takes place during the Tour de France (July 1 – July 23, 2023.) Spinners are encouraged to set personal goals and challenges to complete during the event. We know that events like this can be overwhelming and intimidating, but we're here to reassure you that you've got this! Whether you're brand new or a spinnin' pro, we'd love to see your Tour de Fleece projects. Spin at your own pace—have fun! By spinning every day, you are spending time practicing your skills. And each time that I finish the tour, I am a better spinner.

The premise is that you spin every day that the tour is on. On the rest days (July 10 and 17) you can take

is on. On the rest days (July 10 and 17), you can take the day off. And when the cyclists are in the mountains, you have a challenge day (July 9 and 16.) Your challenge can be learning a new technique or maybe spinning longer and farther than your usual day. The point is to have a goal in mind for the challenges.

Why should I join Team FSWG?

As a participant in Team FSWG 2023, you'll get encouragement and support from your fellow spinners. Post pictures of your progress, ask questions, and chat on our Ravelry forum. (Need help getting started on Ravelry? We can help with that, too.) We are also planning weekly in-person meet-and-spin events, as well as several virtual spin-ins. These are optional, but a great way to enjoy the camaraderie of spinning together! There will even be a few prizes at the end of the event, awarded by random drawing.

In-person meet-ups will take place in the studio on Sunday afternoons from 4:30 to 6:00 p.m. on July 2, 9, 16, and 23. We will also meet during the July First Friday event on July 1 (in the studio), and following the July 8th Guild meeting (in the Fredericksburg library.) The schedule for virtual spin-ins will be announced later.

If you have any questions, please contact Kara Pekar at kpekar9@gmail.com or Mary Snellings at marysnellings@yahoo.com.

Scotland

Guild members Linda George and Mary Hardy travelled on an adventure to Scotland last fall. This month is a detour so no new installment right now!



Committee News

Guild Engagement Committee

The next scheduled meeting is scheduled for June 29th at 7 PM.

All guild members are welcome to attend!

The purpose of this committee is to explore and promote ways in which the guild can support its members' fiber interests, as well as grow the guild and expand its reach into the local community.

Zoom link:

[https://us02web.zoom.us/j/89028356071?
pwd=aHo2aUlwQXZTNDRhbmJKZnZlWEs5Zz09](https://us02web.zoom.us/j/89028356071?pwd=aHo2aUlwQXZTNDRhbmJKZnZlWEs5Zz09)

Meeting ID: 890 2835 6071

Passcode: 720624

All meeting dates can be found on the guild calendar on our website
(www.fswguild.org)

MAFA:

June 2023 Conference News:

It's almost here! The MAFA 2023 Conference will be held at Millersville University (near Lancaster, PA), June 22 - 25, 2023.

FSWG sent a package of 113 Dorset buttons to the conference planners to be used in the goody bags given to all conference attendees. The image above shows a portion of the Dorset buttons sent to MAFA. **Way to go team FSWG - I am so proud of this effort!**

The latest MAFA info (their bi-monthly newsletter) has been saved to the guild's Dropbox folder. That newsletter can also be found [here](#).

MAFA Virtual Mini Conference registration is in full swing. All the info you need to check it out can be found at mafafiber.org or click [HERE](#). Let me know if you have any questions!

MAFA Virtual!

Also, remember that **MAFA Virtual!** signups for classes are on-going! The purpose of MAFA Virtual! is to make classes and workshops available for everyone to participate in, regardless of ability to attend the conference in person.

LEARN ALL ABOUT **MAFA VIRTUAL** [HERE](#).

Questions? Email virtual@mafafiber.org

MAFA VIRTUAL Registration for all classes and lectures will be on [Lessonface](#). [CLICK HERE](#) for class details and to register. Classes for the beginning of this year (dates listed are beginning dates if there are multiple class sessions):

- Paint Two, Beam One: Painting Two Warps & Weaving Them as One (\$50) Apr 28
- Learn to Use Weaving Design Software (Fiberworks) (\$200) May 2

MAFA MOVIE NIGHTS will take place on Zoom, on the second Wednesday of each month, at 7 p.m. Eastern. Sign up at movies@mafafiber.org to receive reminder emails and the Zoom link for these movies.



Image is a 3-D printed circular sock machine. Free files for it can be found at <https://www.printables.com/model/146520-circular-sock-knitting-machine-for-my-mom-and-you> .

Guild Groups

Our guild has four active fiber groups, in addition to lessons being taught in the guild studio. If you are interested in joining a group or finding out more about a group, each group's particulars are below:

Sock Knitting Group meets Mondays from about noon to 3-4 pm. in the guild studio space. Contact [Fran Slaterbeck](#) for more information. Some meetings may be via Zoom.

The **Weavers Study Group** is open to all weavers. **This year we are studying Blocks and Profile Drafts. We are following along with the Jane Stafford School of Weaving course.** The group is currently meeting via Zoom on the third Sunday of the month at 1:00pm. Contact: Diane Kowalski, Diane@wovengems.com

Knitting Group meets Friday from 1PM to 3PM in the guild studio space. Contact [Margaret Campbell](#) for details. Currently meeting face-to-face.

The **Circular Sock Machine (CSM) Group** meets the 4th Saturday of each month in the guild studio area from 10 am to 3 pm. Let [Aileen Campbell](#) know if you are interested in attending. All are welcome, including non-guild members. Exciting news - we are up to 4 members! Also, the group is meeting on the 3rd Saturday of June. We'll be back on our regular schedule in July. Welcome to our newest members!

Lessons/classes



**



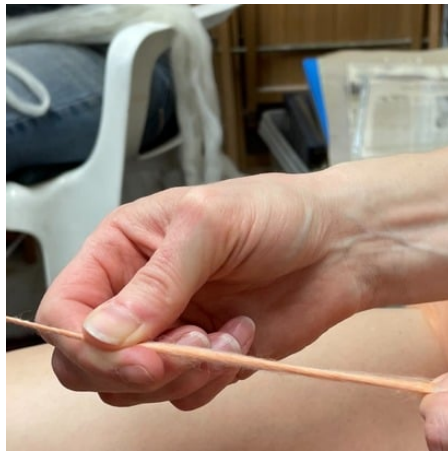
**



**



**



**



**

Beginning Spinning Classes:

Beginning Spinning classes are resuming this month (yay!). We have about 4-6 more on the "interested" list but we'd love to have more - tell your friends about the class or sign up yourself by contacting Mary at 540-589-0173 or marysnellings@yahoo.com.

We will be starting the May class on May 14 after our "field trip" to Maryland Sheep and Wool Festival on May 6-7. Lori and I both attended!

Studio News

The guild studio at Liberty Town is open to all guild members!

Be sure to peruse our extensive library of books and magazines regarding all things fiber. **A list of all 88 new books recently added to our library can be found [here](#).** A comprehensive and searchable list of our entire library inventory is available in the guild's drobox account. Or just [click here](#) to view it.

Besides our **library**, there is an area for individuals or small groups to sit, shelves full of guild inventory, boxes for guild officers and those who rent space from the guild, as well as looms/spinning wheels that belong to those who are renting guild space.

Please Please Please - when you use the guild studio space be sure to tidy up before you leave.

Please remember that no food items should be put in the guild trashcan unless you empty it before leaving for the day. Food refuse may be deposited in the LibertyTown trashcans. Replacement bags are in the white cabinet adjacent to the refrigerator.

Bits and Pieces

First Fridays at LibertyTown - First Friday of each month is an event to celebrate art, community, and Downtown Fredericksburg. LibertyTown participates in First Friday and would love for our guild to have a few members in residence in the guild studio space during First Fridays. For more information on First Fridays, check [this](#) out. Having someone in the guild to coordinate this would be a terrific way to help the guild and get to know other guild members while only taking up a few minutes each month. If you are willing to consider handling this, please contact Mary Snellings at 540-589-0173 or marysnellings@yahoo.com for details.

Facebook - all guild members are encouraged to join the [guild's private Facebook page](#).

T-Shirts and other items with our Guild Logo

Well, Judy Klehm figured out an easy way for all guild members to order their own merchandise with the guild logo on it! Judy ordered her shirt from Zazzle - she played around with placement and size of the logo and voila! a really cool shirt! A few of the guild engagement committee also ordered shirts to test the quality and speediness - all was quite satisfactory!

So, how to order your own? An easy, peasy way is to follow [this link to Zazzle](#), as the logo is already on a shirt. Then play with the many choices of type of T-shirt, colors, sizes, etc. You can even order aprons, tote bags, and a myriad of other items! Then order and wait until your package arrives.

Or, you can access the jpeg file for the logo in the guild's dropbox by [clicking here](#). Copy the file and use to create your own items at sites like Cafe Press, Zazzle, etc.

Thank you Judy!!!



Interested in selling your work at LibertyTown?

If you are interested in selling and would like to have your items reviewed for approval, please complete the application on our [web site](#) in the members only section. This is an electronic submission and will go to the committee chairperson. You may also complete a paper submission. The forms are on the Bulletin Board at LT and in the Handbook which was recently distributed. Please leave your paper copy on the seat at Judy Klehm's loom. You will be contacted and told when to bring your items to Liberty Town. The \$10.00 review fee will be collected when you drop off your items to be reviewed. Future review dates will be scheduled. If you have any questions, please contact Judy Klehm at 540-842-1970 or jwklehm@gmail.com

Membership & Dues

As of 05/19/2023, the guild has 54 members in full standing (dues are paid).

Dues (\$30 annually, \$15 out of state & youth/student \$5) are due each year by September 30. Members who do not submit their dues by December 30th are removed from the guild's membership rolls.

Payment by check is preferred (make payable to FSWG and mail to the guild at LibertyTown or leave in the guild mailbox at LibertyTown).

LibertyTown Arts Workshop

Attn: FSWG

916 Liberty Street

Fredericksburg, VA 22401

Payment is possible by PayPal but please follow these instructions or PayPal will keep a portion of your money rather than crediting all of it to the guild:

- 1. Go to PayPal.com and login. You may need to click on the "MyPayPal" icon to get to the money dashboard.**
- 2. Click on the "Send" icon.**
- 3. In the box asking for a name or email address for where you want the money to go, enter the guild's email address: fswguild@gmail.com**
- 4. Type in the amount of money you want to send.**
- 5. In the "notes" box, enter in what the money is for, such as "donation", "August rent", or "annual guild dues".**
- 6. Click on "continue".**
- 7. When it asks what the payment is for, choose sending to a friend.**
- 8. Scroll until you can see the "Send Payment/Money Now" button and click on it.**

Guild Links

[Guild Roster](#)

[Guild Library](#)

[Guild Equipment available to rent](#)

[Guild Handbook & By-Laws \(revised 2022\)](#)

[Guild Website](#)

[Handwoven Online Access Instructions](#)

[Face Book](#) (members only page)

[Instagram](#)

FSWG also has a presence on [Ravelry](#)

Guild Calendar: if you would like an item added to the Guild calendar, please send the details to Aileen Campbell at specedt1@gmail.com

Leadership (executive board members)

President - Lesley Reynolds president@fswguild.org

Vice President - Kara Peckar vice_president@fswguild.org

Secretary - Nicole White secretary@fswguild.org

Treasurer - Denise Kash treasurer@fswguild.org

Additional Leadership

Librarian - Denise Kash librarian@fswguild.org

Membership - currently vacant

Hospitality - Mary Snellings marysnellings@yahoo.com

Education/Outreach - Keren Pritchett kjpritchett1@gmail.com

Newsletter - Aileen Campbell specedt1@gmail.com

MAFA Rep - Aileen Campbell fswg_mafa_rep@fswguild.org

Fredericksburg Spinners and Weavers Guild

fswguild@gmail.com

0123456789



Fredericksburg Spinners and Weavers Guild | 916 Liberty St, Fredericksburg, VA 22401

[Unsubscribe {recipient's email}](#)